



# 2026

**A-dec Dental Equipment**  
Q1/Q2 Authorized Dealer Catalog

**International**  
Unpriced



## Dealer Tools For You

### Dealer Portal

A variety of resources are available for our dealers and partners at [a-dec.com/dealer-portal](http://a-dec.com/dealer-portal).

- Configure, price & quote with OrderNet
- Product support on A-dec Knowledge Base
- Service support with the A-dec+ Service App
- Sales, marketing & planning assets on Partner Resources
- Sales & technical training at A-dec Accelerate
- Technical documents in the Resource Center

**Go to dealer portal**



### A-dec+ Service App (Scan QR code to download app)

Quickly search and identify A-dec parts to locate part numbers, descriptions, catalog prices, and more. There are three ways to search: by photo, visual description, or part details/keyword.

**Learn more**



### Video Library

Our website video library offers unique features specifically designed to engage and add value for customers. You can sort videos by category and visit dedicated landing pages to watch videos, post to social media, share links, and access related content—all without leaving a-dec.com.

**Go to video library**





## STANDARD TERMS OF SALE

Standard Terms of Sale ..... 4-8  
 General Information ..... 4-5  
 Equipment, Alterations, Symbols ..... 6  
 How to Order ..... 7  
 Cancellations, Changes, and Upcharges ..... 8  
 Contact Us, Customer Service..... 9

## A-DEC 500 SYSTEM

511 Dental Chair ..... 14-15  
 500 Control Pad Options ..... 16  
 500 Options ..... 17  
 533 and 533pro  
 Continental Delivery System..... 18-21  
 532 and 532pro  
 Traditional Delivery System ..... 23-26  
 541 12 O’Clock Duo Delivery System..... 27-31  
 545sta 12 O’Clock  
 Assistant’s Instrumentation ..... 32-33  
 551sta Assistant’s Instrumentation ..... 34-35

## A-DEC 400 SYSTEM

411 Dental Chair ..... 40-41  
 461 Cuspidor and Support Center..... 42

## A-DEC 300 SYSTEM

311 Dental Chair ..... 48-49  
 300 Pro Control Pad Options..... 50  
 333pro/335pro  
 Continental Delivery Systems..... 52-55  
 332pro/334pro/336pro  
 Traditional Delivery Systems ..... 56-59  
 341pro 12 O’Clock Duo Delivery System. 60-64  
 342pro Side Delivery System ..... 65-67  
 Legacy 300 Control Pad Options ..... 69  
 333/335 Continental Delivery Systems 70-73  
 332/334/336  
 Traditional Delivery Systems ..... 74-77  
 342 Side Delivery System..... 78-80  
 351 Assistant’s Instrumentation..... 81  
 352 Assistant’s Instrumentation ..... 82  
 353 Assistant’s Instrumentation ..... 83  
 362/363 Cuspidor and Support Center 84-85

## A-DEC PERFORMER EVO

Performer eVo Dental Chair..... 91  
 Performer eVo Dental Light Options ..... 92  
 A-dec Performer eVo Doctor’s and  
 Assistant’s Stools..... 93

## CARTS

343pro Cart Delivery System ..... 97-100  
 5744 Oregon Cart..... 101-102

## DENTAL LIGHTS

A-dec 500 LED Dental Light .....105-106  
 A-dec 300 LED Dental Light .....107-108  
 Post-Mount Dental Lights .....109-110  
 A-dec Surgical Light.....111  
 Dental Light Specifications .....112

## MONITOR MOUNTS

Monitor Mounts .....115-117

## STOOLS

A-dec 520 Doctor’s and Assistant’s Stools.121  
 A-dec 420 Doctor’s and Assistant’s Stools 122

## CLINICAL PRODUCTS

Electric System ..... 125-131  
 KaVo Motor..... 125  
 Midwest Motors ..... 126-127  
 Midwest High-speed Handpieces ..... 128  
 Midwest Low-speed Handpieces ..... 129  
 A-dec XC10 Motor .....130  
 NSK Motor.....131  
 Air System.....132  
 Midwest High-speed Handpieces, Coupler,  
 and Handpiece Maintenance.....132  
 Intraoral Camera.....133  
 Acteon.....133  
 Ultrasonic Scaler..... 134-136  
 Acteon.....134  
 Dentsply Sirona.....135  
 EMS.....136  
 Curing Light .....137  
 Acteon.....137  
 Waterline Treatment - A-dec ICX and  
 A-dec ICX Renew.....138  
 Infection Control - Vacuum-Line  
 Cleaning System.....139  
 A-dec Universal ICV System .....139

## UPGRADES AND ACCESSORIES

Upholstery .....143-144  
 Floor Boxes.....145-146  
 Foot Controls..... 147  
 Electrical ..... 148-150  
 A-dec Relay Module, Intraoral Light Source,  
 and Data Cables.....148  
 Power Supplies, Cables, and Sensors .149-150  
 Syringes .....151  
 Touchpads .....152  
 Tray Holders and Trays ..... 153-154  
 A-dec 500 (Version B) .....153  
 A-dec 300 and A-dec 500 (Version A) .....154  
 Tubing .....155  
 Vacuum Components.....156  
 QD Kits.....157

## UPGRADES AND ACCESSORIES continued

Handpiece Holders and Whip Assemblies .158  
 Dental Unit Waterline Treatment System ...159  
 IV Armboard.....160  
 Dental Booster Seat .....161  
 Maintenance Kits and Flush Dock.....162

## SIMULATOR PRO

Simulator Pro .....165-169  
 Worksurface and Countertop Options .....170

## INDEX

Part Number Index ..... 173-174  
 Identifier Index ..... 175-176  
 Alphabetical Index ..... 177



# Standard Terms of Sale

## General Information

### WELCOME

Welcome to the *2025 A-dec International Authorized Dealer Equipment Catalog*. This catalog is an easy-to-use source of product information for ordering A-dec products.

### INTENDED AUDIENCE

This catalog is intended for both newly trained and seasoned authorized dealers responsible for ordering A-dec product.

### IN THIS CHAPTER

- Information sources
- Ordering information
- Warranty
- Dental furniture policies  
(Dental furniture available in electronic catalog)
- Contact us

### COMMENTS AND FEEDBACK

Thank you for taking the time to use the *2025 International Authorized A-dec Dealer Equipment Catalog*. We would appreciate any feedback or comments you have about this document. Please mail, email, or phone us with your comments. You can reach us at:

A-dec, Inc.  
 Marketing Department  
 2601 Crestview Drive  
 Newberg, OR 97132  
 Reach us by phone at: 1.800.547.1883  
 Email: a-dec.marketing@a-dec.com  
 Website: a-dec.com

### GENERAL

©2025 A-dec, Inc. All Rights Reserved. A-dec, the A-dec design logo, and the trademarks listed at a-dec.com/legal/trademarks are trademarks or registered trademarks of A-dec, Inc. in the United States and other countries. Other trademarks used herein may be claimed as the property of their respective owners. Certain touch control symbols and icons are proprietary to A-dec, Inc.

A-dec, Inc. shall not be held liable for any errors contained herein or any consequential or other damages concerning the furnishing, performance or use of this material. The information in this document is subject to change without notice. If you find any problems in the documentation, please report them to us in writing. A-dec, Inc. does not warrant that this document is error-free.

No part of this document may be copied, reproduced, altered, or transmitted in any form or by any means, electronic or mechanical, including photocopying, recording, or by any information storage and retrieval system, without prior written permission from A-dec, Inc.

### CONNECTED PRODUCT REGISTRATION

To ensure optimal service, support and updates, we encourage doctors to register their products using the A-dec+ app, which can be downloaded from the App Store or Google Play.

### A-DEC, INC. EXPRESS LIMITED WARRANTY

The A-dec Inc. Express Limited Warranty can be found on the A-dec website at a-dec.com/legal/warranty. If you have any questions or need warranty assistance, contact A-dec customer service at:

- 1.800.547.1883 or customer.service@a-dec.com  
(within the USA and Canada)
- +1.503.538.7478 or a-decglobal@a-dec.com  
(outside the USA and Canada)

Customer service is available Monday through Friday, from 5 a.m. to 5 p.m. Pacific Standard Time (PST).

### FOR UK CUSTOMERS

In the United Kingdom and the Republic of Ireland, this Limited Warranty is provided by A-dec Dental UK, Ltd. of Austin House, 11 Liberty Way, Nuneaton, Warwickshire. CV11 6RZ, telephone 0800. ADEC.UK (2332.85), fax 024 7634 5106, email info@a-dec.co.uk and applies to products sold to customers located in the United Kingdom and the Republic of Ireland.

### FOR AUSTRALIA CUSTOMERS

#### Warranty Provider and Warranty Period

In Australia, this Limited Warranty is provided by A-dec Trading Company, Inc. trading as A-dec Australia (A-dec) (ARBN 002 806 117) of Unit 8, 5-9 Ricketty Street, Mascot NSW 2020, telephone 02 8332 4000, email a-dec@a-dec.com.au and applies to products sold to customers located in Australia. In Australia the warranty period is calculated from the date of supply to the customer.

#### IMPORTANT NOTICE REGARDING YOUR CONSUMER RIGHTS

The benefits given to you under this warranty are additional to other rights and remedies that you may have in relation to your purchase and use of the goods to which this warranty relates. Our goods come with guarantees that cannot be excluded under the Australian Consumer Law. You are entitled to a replacement or refund for a major failure and compensation for any other reasonably foreseeable loss or damage. You are also entitled to have the goods repaired or replaced if the goods fail to be of acceptable quality and the failure does not amount to a major failure. As our goods are not of a kind ordinarily acquired for personal, domestic or household use or consumption, we are permitted to limit our liability under the Australian Consumer Law for failure to comply with certain guarantees, where it is fair and reasonable to do so, to one or more of the following: (i) the replacement of the goods or supply of equivalent goods, (ii) the repair of the goods, (iii) the payment of the cost of replacing the goods or of acquiring equivalent goods, or (iv) the payment of the cost of having the goods repaired. A-dec Australia provides no warranty against defects beyond the rights and remedies given under this express limited warranty and those which are available under the Australian Consumer Law.

### INFORMATION SOURCES

There are a number of sources that provide additional detail to help you learn about and use our product(s).

#### ORDERNET

OrderNet is a simple, convenient online ordering system that is available 24 hours a day. Use OrderNet to place quick orders for service parts or to configure product and prepare proposals. A-dec will email an order confirmation as soon as you place your order. Visit [portal.a-dec.com](http://portal.a-dec.com) to access OrderNet.

#### RESOURCE CENTER

A-dec marketing and technical materials (including brochures, sales sheets, installation guides, instructions for use, and service manuals) are available to download at [a-dec.com/resource-center](http://a-dec.com/resource-center).

#### A-DEC 360 PARTS AND PERFORMANCE CATALOG

The *A-dec 360 Parts and Performance Catalog* (p/n 85.5016.00) provides pricing, part numbers and ordering information for A-dec service parts, preventive maintenance kits, upgrades and accessories. This catalog details frequently purchased service parts and kits for current products and products that are no longer manufactured, but still in use. Additional parts and equipment may be available, contact Customer Service for more information.

#### A-DEC PRE-INSTALLATION GUIDES

A-dec provides pre-installation guides for current major product lines including A-dec 500, A-dec 400, A-dec 300, Performer, and A-dec Inspire. These documents include product dimensions and content to help specify plumbing, utilities, framing, and other construction requirements for installation of A-dec products. They are available as PDF documents in the Resource Center at [a-dec.com/resource-center](http://a-dec.com/resource-center) and under Planning Resources/Pre-Installation Guides on [partnerresources.a-dec.com](http://partnerresources.a-dec.com).

#### A-DEC 2D AND 3D CAD RESOURCES

A-dec has CAD models of most current products available in 2D DWG (AutoCAD) format and 3D DWG and RFA (Revit) formats. The models are available on [partnerresources.a-dec.com](http://partnerresources.a-dec.com) under Planning Resources/2D CAD Blocks or 3D CAD Models.

# Standard Terms of Sale

## Equipment, Alterations, Symbols

### EQUIPMENT ALTERATIONS POLICY/DISCLAIMER















Modifications or alterations of A-dec equipment that expand the use of A-dec equipment beyond its design and intent, or override any safety feature may jeopardize doctor, patient, or staff safety. Modifications that alter the electrical or mechanical safety of A-dec dental equipment are in conflict with Underwriters Laboratory (UL) construction file requirements and are not sanctioned by A-dec. Examples of modifications that diminish safety design include, but are not limited to: rendering access to the line voltage without the use of tools, modification of supporting elements that increase or shift loading characteristics, and the addition of any powered device that exceeds the design limits of the dental system.

The use of accessory equipment that does not comply with the safety requirements of A-dec dental equipment may lead to a reduced level of safety of the resulting system. It is the responsibility of the equipment

distributor and the installer, not A-dec, to comply with all building code requirements in the installation of equipment. It is the responsibility of the person(s) who requests, approves, or performs any equipment modification or alteration to comply with all safety requirements and recommendations. A-dec will not respond to inquiries on an individual basis. Modifications or alterations of A-dec dental equipment are at your own risk. You will indemnify and defend A-dec from any resulting claims, including product liability claims, that may arise from any alterations, modifications, or installation contrary to this policy. Additionally, such modification or alteration voids A-dec's applicable product warranty and may invalidate UL or other regulatory agency approvals.

NOTE: The above information is from A-dec Instructions For Use: Regulatory Information, Specifications, and Warranty document. To see the complete up-to-date document [click here](#).

### SYMBOLS

					
Not available	Available	Included	Certified by Underwriters Laboratories Inc.	Compliance with applicable E.U. directives or regulations	A-dec dental chairs, stools, delivery systems, delivery system accessories, and dental lights are manufactured within a quality management system registered to ISO 13485 by Underwriters Laboratories, Inc. (UL).
					
Lighted handpiece	Non-lighted handpiece	Sterilizable	Thermo disinfection approved		
					
4-hole tubing	6-pin for fiber-optic tubing	Fiber-optic with bulb tubing	3-hole tubing		

### HOW TO ORDER

#### COMPLETE THE ORDER PAGE


Start your order by completing an order page (located in the catalog with each product). When using the order page, select the item by checking the box next to it and adding the price to the total line.

#### SUBMIT YOUR ORDER

To submit product orders:

- Use our online ordering system, OrderNet (portal.a-dec.com)
- Call Customer Service for ordering assistance +1.503.538.7478


**511 Dental Chair**



**STANDARD FEATURES**

- Dual-articulating gliding headrest
- Ultra-thin 1.25" (32 mm) flexible backrest\*
- 2 position armrests with cushion top
- Soft start/stop hydraulic drive system
- Chair swivels 60° (30° each side of center)
- Integrated 300-watt power supply
- Chair adapter for single- or dual-front mounting of A-dec 500 delivery systems, LED dental light, and/or monitor
- UL rated to 500 lb (227 kg) maximum patient load\*\*
- Base height range:
  - Low point: 33.5" (843 mm)
  - High point: 33.5" (800 mm)

NOTE: Chair requires footboard or footswitch to operate.  
NOTE: \*Based on formed upholstery.  
NOTE: \*\*Based on testing to UL requirement of 40 (2000 to 900 kg) overhead static testing.





A-dec 511 dental chair shown with formed upholstery

CHAIR CHOICES	CONFIGURED PART NUMBER	PRICE	TOTAL	ITEM PART NUMBER
A-dec 511 chair without upholstery	V0195.0264	\$14,340.00		-
<b>Upholstery Choices</b>				
<input type="checkbox"/> F01	<input type="checkbox"/> Formed F01 upholstery	V0073.0003	\$2,110.00	-
<input type="checkbox"/> F02	<input type="checkbox"/> Formed F02 upholstery	V0073.0004	\$2,110.00	-
<input type="checkbox"/> S01	<input type="checkbox"/> Sewn S01 upholstery	V0073.0001	\$3,395.00	-
<input type="checkbox"/> S02	<input type="checkbox"/> Sewn S02 upholstery	V0073.0002	\$3,395.00	-
<input type="checkbox"/> No upholstery	V0075.0012	N/C		
<input type="checkbox"/> Programmable footswitch	V0042.0002	\$575.00		62.0163.01
<b>Floor Base Choices</b>				
<input type="checkbox"/> None	V0040.0002	N/C		-
<input type="checkbox"/> Contoured	V0040.0001	\$540.00		41.1506.01
<b>Accessory Power Cord</b>				
<input type="checkbox"/> 100V	V0001.0004	\$62.00		43.0035.00
<input type="checkbox"/> 120V	V0001.0003	\$62.00		43.0036.00
<input type="checkbox"/> 240V	V0001.0002	\$36.00		43.0036.00
Subtotal			\$	
Quantity			x	
<b>Grand Total</b>			\$	

**UPHOLSTERY COLOR CHOICES**

<input type="checkbox"/> Amethyst	<input type="checkbox"/> Almond	<input type="checkbox"/> Diplomat Blue	<input type="checkbox"/> Posidon
<input type="checkbox"/> Black	<input type="checkbox"/> Apricot	<input type="checkbox"/> Ebony	<input type="checkbox"/> Red
<input type="checkbox"/> Carbon	<input type="checkbox"/> Arctic	<input type="checkbox"/> Fuchsia	<input type="checkbox"/> Riviera
<input type="checkbox"/> Driftwood	<input type="checkbox"/> Angella	<input type="checkbox"/> Granite	<input type="checkbox"/> Sabie
<input type="checkbox"/> Hazelnut	<input type="checkbox"/> Bayou	<input type="checkbox"/> Lapis	<input type="checkbox"/> Satiny
<input type="checkbox"/> Indigo	<input type="checkbox"/> Cave	<input type="checkbox"/> Pacific	<input type="checkbox"/> Schooner
<input type="checkbox"/> Lemongrass	<input type="checkbox"/> Charcoal	<input type="checkbox"/> Papyrus	<input type="checkbox"/> Sky
<input type="checkbox"/> Sapphire	<input type="checkbox"/> Charcoal	<input type="checkbox"/> Rain	<input type="checkbox"/> St. John
<input type="checkbox"/> Sky Blue	<input type="checkbox"/> Curry	<input type="checkbox"/> Pecan	<input type="checkbox"/> Timberwolf
<input type="checkbox"/> Teal	<input type="checkbox"/> Cyan	<input type="checkbox"/> Plum	<input type="checkbox"/> Wood-Punch

Referenced catalog weight: 434 to 1297 kg  
UL File #E144444

A-dec International Equipment Catalog • Tel: +1.503.538.7478 outside USA/CAN • a-dec.com 15

Catalog order page

### ORDERING INFORMATION

#### SHIPPING INFORMATION

- Provide your requested ship date with your orders. Our goal is to ship products on your requested ship date. A-dec ships orders based on the longest lead time of any of the items ordered. A-dec only ships multiple items separately upon specific request.
- Order confirmations show the estimated ship date.
- All equipment shown in this catalog is shipped F.O.B., Newberg, Oregon USA.
- Estimated shipping weights are guides to actual shipping weights, which vary from unit to unit.
- Products may differ from photos due to A-dec's policy of continual product improvement.
- Inspect all goods immediately upon receipt. The receiver must file claims for shipping damages with the carrier.

#### PRICING

- All prices are suggested retail prices. Pricing of optional accessories is "add-on."
- Orders for customized products (i.e., standard products that require modification) result in additional charges.
- A 20% re-stocking fee is assessed against the credit for returned items. Refer to Return Merchandise Policy.

#### LARGE QUANTITY ORDERS

For large orders (quantity greater than 15), A-dec will build product over multiple weeks in order to meet your requested ship date. For these large orders, the cancellation/change policies are based on "build dates" rather than scheduled ship date.

#### RETURN POLICY

Authorized dealers wishing to return unopened merchandise to A-dec for credit consideration must adhere to the following guidelines: Returns will not be accepted outside of one year from the invoice date. Individual line value less than US \$50 retail cannot be returned for credit. Items being returned for credit and/or warranty replacement must be authorized by an A-dec International Customer Service Representative with a Return Authorization Form and number. Please contact an International Customer Service Representative to receive approval and the appropriate form. The Return Authorization Number must appear on the outside of the carton or cartons being returned. A 20% re-stocking fee will be assessed.

The following types of items cannot be returned:

- Items built-in/integrated into an A-dec product
- Obsolete parts/equipment
- Specials
- Dental furniture
- Standard color upholstery ordered for obsolete chairs or stools

In the case of a defective warranty item, call A-dec International Customer Service for an RMA Number. Send returns and warranty returns to: A-dec, Inc., 2601 Crestview Drive, Newberg, Oregon 97132, USA. ATTN: RETURNS.



# Standard Terms of Sale

## Cancellations, Changes, and Upcharges

### CORE EQUIPMENT AND DENTAL FURNITURE

NOTE: Business days are Monday through Friday.

#### CORE EQUIPMENT STANDARD PRODUCT

Change and cancellation requests received within 15 business days of the scheduled ship date will be evaluated and ship dates may also be affected.

#### DENTAL FURNITURE CHANGE AND CANCELLATION CHARGES

##### STANDARD PRODUCT

A 10% retail charge applies to orders changed or cancelled within 14 business days of the scheduled ship date and ship dates may also be affected.

##### SPECIAL MATERIAL/COLOR

For all orders that are changed or cancelled within 21 business days of the scheduled ship date, the customer is still responsible for the Special Processing Fee (upcharges) and any costs associated with special material that was purchased before the cancellation that A-dec cannot return for credit

##### DENTAL FURNITURE CUSTOM PRODUCT

Contact Customer Service for the current fee structure.

#### DENTAL FURNITURE ORDER CHANGE DEADLINES

##### STANDARD PRODUCT

Dental furniture orders with standard laminates and countertop materials need to be finalized 15 business days prior to shipment. Ship dates may be affected by orders changed within 15 business days of the scheduled ship date.

##### NON-STANDARD PRODUCT

Dental furniture orders with non-standard laminates and/or solid surface countertops need to be finalized 28 business days prior to shipment. Ship dates may be affected by orders changed within 28 business days of the scheduled ship date.

Dental furniture orders with non-standard quartz countertops need to be finalized 35 business days prior to shipment. Ship dates may be affected by orders changed within 35 business days of the scheduled ship date.

#### TAILORED SOLUTIONS ORDER TERMS AND CONDITIONS

Tailored solutions orders require dealers approval in the form of a purchase order. All orders require final design sign-off prior to order processing.

Lead times provided prior to receipt of the official order are estimates and are subject to frequent change. The actual ship date, which is based on engineering, material and production availability, is provided upon receipt of the dealer purchase order.

All non-standard materials are provided by A-dec. Any exceptions are evaluated on a case-by-case basis.

#### TAILORED SOLUTIONS CANCELLATION POLICY

WEEKS BEFORE SCHEDULED SHIP DATE	CANCELLATION FEE
Less than 10 weeks	Up to 15% of retail
Less than 3 weeks	60% of retail

#### CUSTOM UPCHARGES

When placing orders for non-standard material, please be aware of the following additional charges:

##### UPHOLSTERY

##### Select Dauphine and Ultrafabrics "contract" colors

- \$200 per chair set
- \$70 per chair component
- \$100 per stool set/component

Sewn contract colors are subject to a six week lead-time while formed contract colors require twelve weeks. All other upholstery will be evaluated and quoted through our specials process.

##### DENTAL FURNITURE

Laminate, solid surface, and quartz upcharges:

When placing orders for non-standard laminates, solid surfaces, and quartz, please be aware of the following additional charges. All other laminate, solid surface, and quartz brands will be evaluated and quoted through our dental furniture tailored solutions process.

##### Laminates:

- Contract color laminate (V0044.0001) \$205.00 per cabinet
- Custom laminate Call for quote

##### Edgebanding:

- Custom edgebanding Call for quote

##### Quartz:

- Custom quartz (V0044.0009) \$1,030.00 per cabinet

##### Solid Surface:

- Custom solid surface (V0044.0006) \$515.00 per cabinet

##### Infill:

- Custom infill Call for quote

NOTE: Contract and special colors are not returnable.

NOTE: A-dec Inspire 300 Dental Furniture is not eligible for custom edgebanding, custom quartz, or custom solid surface color choices.



# Contact Us, Customer Service

## CONTACTING CUSTOMER SERVICE

The A-dec Customer Service team is ready to help you! Our International Account Coordinators complete a comprehensive training program to assure they can respond to questions and assist you with orders. Count on them for answers to your questions about products, delivery, and your account information.

If you have a question that has not been addressed in this document, please contact Customer Service.

## INTERNATIONAL CUSTOMER SERVICE

Available from 6 a.m. to 5 p.m. Pacific Time (PT) to answer any questions you may have about equipment.

2601 Crestview Drive, Newberg, Oregon 97132 USA  
Telephone: +1.503.538.7478

OrderNet/Partner Resources Website: portal.a-dec.com  
Public Website: a-dec.com

## INTERNATIONAL CUSTOMER SERVICE

Because you talk with Customer Service each time you call, we hope you'll enjoy being able to put a face with a voice.



Wendy McArthur Trumbo  
Global Customer Service  
Supervisor  
wendy.mcarthurtrumbo@a-dec.com  
3 years of service



Eliane de Barros  
eliane.debarros@a-dec.com  
5 years of service



Hung Duong  
971.424.0340  
hung.duong@a-dec.com  
28 years of service



Tobyn Gendron  
503.537.2874  
tobyn.gendron@a-dec.com  
9 years of service



Dawn Paulson  
971.424.0207  
dawn.paulson@a-dec.com  
9 years of service



Liz Whitmore  
971.424.0208  
liz.whitmore@a-dec.com  
12 years of service



Macy Walchenbach  
971.424.0209  
macy.walchenback@a-dec.com  
4 years of service

## Export Specialists



Patty Huarcaya  
503.537.2728  
patty.huarcaya@a-dec.com  
13 years of service



Christine Schoenthal  
503.537.2881  
christine.schoenthal@a-dec.com  
36 years of service



Katrina Kampmiller  
503.537.2800  
katrina.kampmiller@a-dec.com  
9 years of service



# A-dec 500 System

## Chair

14 511 Dental Chair

## Delivery

16 Control Pad Options

## Chair Mount

18 533 and 533pro Continental Delivery System

23 532 and 532pro Traditional Delivery System

## Non-Chair Mount

27 541 12 O'Clock Duo Delivery System

## Assistant's Instrumentation/Support

32 545sta 12 O'Clock Assistant's Instrumentation

34 551sta Assistant's Instrumentation



## DELIVERY SYSTEM CHOICES



500 Pro  
Dynamic Screen 7 (DS7)



500 Deluxe Plus  
touchpad

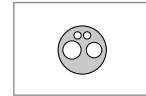


Lever foot control

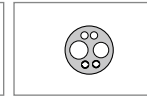


Disc foot control

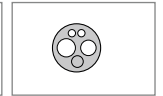
### Tubing options:



4-hole **E**



6-pin  
fiber-optic **E**



5-hole fiber-optic  
with bulb **E**



KaVo KL 703 LED electric motor



A-dec NSK NLZ electric motor



A-dec XC10 electric motor




Midwest Power Lux motor  
(supports integrated apex locator)



Midwest Power Lux implant motor



Autoclavable warm water syringe



Satelec Mini LED curing light



Acteon C20 intraoral camera  
handpiece only



Satelec Newtron Slim B.LED  
ultrasonic handpiece



Satelec Newtron Slim  
ultrasonic handpiece



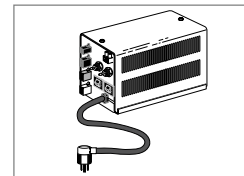
Cavitron Steri-Mate  
ultrasonic handpiece



Cavitron Steri-Mate 360  
ultrasonic handpiece




Flex-holder HVE and SE  
(541/545sta)



300-watt power supply  
(541/545sta)



A-dec relay module



A-dec USB 2.0 powered hub

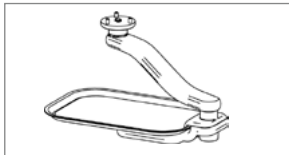


A-dec USB 2.0 redriver

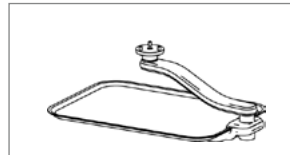


A-dec Chair Occupancy  
Sensor kit

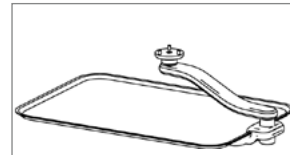
## TRAY HOLDER CHOICES



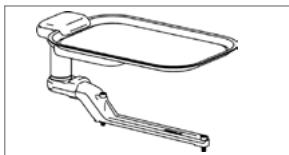
Bottom-mount tray holder, small  
(533pro)



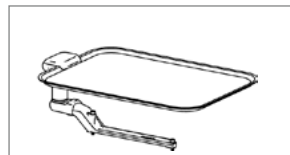
Bottom-mount tray holder, standard  
(533pro)



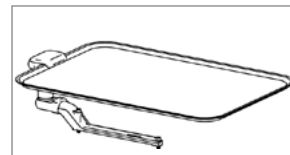
Bottom-mount tray holder, large  
(533pro)



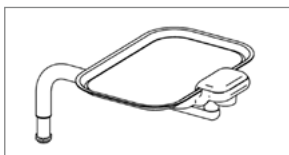
Side-mount tray holder, small  
(533pro, 532pro)



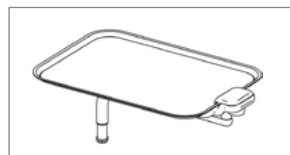
Side-mount tray holder, standard  
(533pro, 532pro)



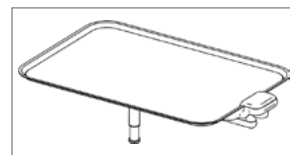
Side-mount tray holder, large  
(533pro, 532pro)



12 o'clock tray holder, small  
(541, 545sta)

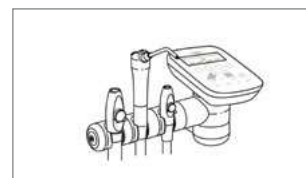


12 o'clock tray holder, standard  
(541, 545sta)

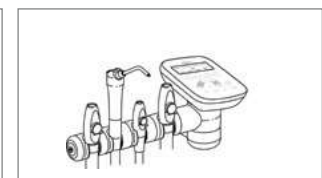


12 o'clock tray holder, large  
(541, 545sta)

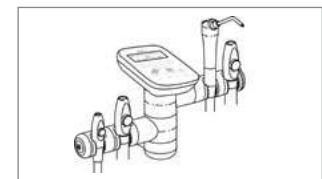
## ASSISTANT'S CHOICES (FOR 541, 545sta, 551sta)



Single 3-position holder assembly with  
control pad



Single 4-position holder assembly with  
dual HVE and control pad



Dual 2-position holder assemblies with  
dual HVE and control pad

# A-dec 500 Radius System

## Back **B**

Products that are connected to the back mount of the chair.



461 support center/cuspidor (shown)



551sta assistant's instrumentation

## Front **F**

Products that are connected to the front mount of the chair.

### Dual Mount Choices



532pro Traditional delivery system (shown)



533pro Continental delivery system



572L dental light (shown)



532 Traditional delivery system




533 Continental delivery system

### Light Post Monitor Options (front)



482 monitor mount with optional handle





A-dec 511 dental chair shown with formed upholstery



A-dec 511 dental chair shown with sewn upholstery

## STANDARD FEATURES

- Dual-articulating gliding headrest
- Ultra-thin 1.25" (32 mm) flexible backrest\*
- 2-position armrests with cushion top
- Soft start/stop hydraulic drive system
- Chair swivels 60° (30° each side of center)
- Integrated 300-watt power supply
- Chair adapter for single- or dual-front mounting of A-dec 500 delivery systems, LED dental light, and/or monitor
- UL rated to 500 lb (227 kg) maximum patient load\*\*
- Base height range:  
Low point: 13.5" (343 mm)  
High point: 31.5" (800 mm)

NOTE: Chair requires touchpad or footswitch to operate.

NOTE: \*Based on formed upholstery

NOTE: \*\*Load rating is based on UL requirement of 4X (2000 lb/907 kg) overload static testing

## UPHOLSTERY COLOR CHOICES

### Formed

- Amethyst
- Black
- Carbon
- Driftwood
- Hazelnut
- Indigo
- Lemongrass
- Sapphire
- Sky Blue
- Tawny

### Sewn

- |                                   |  |                                      |
|-----------------------------------|--|--------------------------------------|
| <input type="checkbox"/> Almond   | <input type="checkbox"/> Diplomat Blue | <input type="checkbox"/> Poseidon    |
| <input type="checkbox"/> Apricot  | <input type="checkbox"/> Ebony         | <input type="checkbox"/> Red         |
| <input type="checkbox"/> Arctic   | <input type="checkbox"/> Fuchsia       | <input type="checkbox"/> Riviera     |
| <input type="checkbox"/> Arugula  | <input type="checkbox"/> Granite       | <input type="checkbox"/> Sable       |
| <input type="checkbox"/> Bayou    | <input type="checkbox"/> Lapis         | <input type="checkbox"/> Sassy       |
| <input type="checkbox"/> Cave     | <input type="checkbox"/> Pacific       | <input type="checkbox"/> Schooner    |
| <input type="checkbox"/> Chamois  | <input type="checkbox"/> Papyrus       | <input type="checkbox"/> Sky         |
| <input type="checkbox"/> Charcoal | <input type="checkbox"/> Parrot        | <input type="checkbox"/> St. John    |
| <input type="checkbox"/> Curry    | <input type="checkbox"/> Pecan         | <input type="checkbox"/> Timberwolf  |
| <input type="checkbox"/> Cyan     | <input type="checkbox"/> Plum          | <input type="checkbox"/> Vivid Punch |



Estimated shipping weight: 434 lb (197 kg)  
10 Amp maximum

CHAIR CHOICES	CONFIGURED PART NUMBER	PRICE	TOTAL	ITEM PART NUMBER
A-dec 511 chair without upholstery <input type="checkbox"/> 100V <input type="checkbox"/> 120V <input type="checkbox"/> 240V	V0195.0264			-
<b>Upholstery Choices</b>				
 F01 <input type="checkbox"/> Formed F01 upholstery	V0073.0003			-
 F02 <input type="checkbox"/> Formed F02 upholstery	V0073.0004			-
 S01 <input type="checkbox"/> Sewn S01 upholstery	V0073.0001			-
 S02 <input type="checkbox"/> Sewn S02 upholstery	V0073.0002			-
<input type="checkbox"/> No upholstery	V0075.0012			
<input type="checkbox"/> Programmable footswitch	V0042.0002			62.0163.01
<b>Floor Box Choices</b>				
<input type="checkbox"/> None**	V0040.0002			-
<input type="checkbox"/> Contoured	V0040.0001			41.1506.01
<b>Accessory Power Cord</b>				
<input type="checkbox"/> 100V	V0001.0004			43.0035.00
<input type="checkbox"/> 120V	V0001.0001			
<input type="checkbox"/> 240V	V0001.0002			43.0036.00
Subtotal			\$	
Quantity			x	
<b>Grand Total</b>			\$	

CHAIR ACCESSORIES	PART NUMBER	PRICE
<input type="checkbox"/> A-dec Dental Booster Seat, Ebony*	62.1311.77	
<input type="checkbox"/> A-dec Dental Booster Seat, Parrot*	62.1311.96	
<b>Occupancy Sensor</b>		
<input type="checkbox"/> A-dec chair occupancy sensor kit*** Includes sensor, cover, fasteners, and a connection cable	90.2150.00	
<b>IV Armboard</b>		
<input type="checkbox"/> A-dec IV Armboard Availability Varies by Region: Contact Customer Service for Details	90.2165.00	

NOTE: \*Special-order colors available at an additional upcharge to match any A-dec dental chair.

NOTE: \*\*Order chair with no floor box when ordering the A-dec Maintain integrated DUWL treatment system on the delivery system being mounted to the chair.

NOTE: \*\*\*Requires universal chair board and A-dec+ connectivity.

# 500 Control Pad Options

Availability Varies by Region: Contact Customer Service for Details



A-dec 500 Dynamic Screen 7 (DS7) Touchscreen

### A-DEC 500 DS7 TOUCHSCREEN FEATURES

- Access to A-dec+ connectivity (standard)
  - Enables multiple features from synced multi-user settings and software updates to A-dec+ intercom
- Advanced responsive surface with 7" durable glass screen
- Simplified interface displays only the information needed
- Capacitive 7" touchscreen with gloved or ungloved scrolling options
- Adaptive chair preset icons
- Supports integrated apex location option
- Supports integrated implantology option
- Configurable activity-specific memory preset buttons (define up to four presets per function)
- Customizable timers for time-sensitive procedures
- Multi-user settings – Multiple users can create a profile that stores their unique settings
- Four programmable preset flush timers to automate waterline maintenance flush between patients
- Drip-control vaporizer
- First-out logic disables a second handpiece from operating



A-dec 500 Deluxe Plus Touchpad

### A-DEC 500 DELUXE PLUS TOUCHPAD FEATURES

- Displays only information needed
- Positionable screen tilts and arm rotates for multiple-angle viewing
- Soft touch activating glass
- Intelligent screen with visual, iconic controls
- Automated activation screen readout activates upon instrument pick up
- Programmable settings for two users (designated as A and B)



A-dec 500 Control Pad 5 (CP5)

(Only available on 545sta and 551sta assistant's instrumentation)

### A-DEC 500 CONTROL PAD 5 (CP5) FEATURES

- Capacitive glass touch interface
- Software update capability with A-dec+
- Adaptive chair preset icons
- Four adjustable timers
- Chair, light, and cuspidor controls




A-dec 500 Standard Touchpad

(Only available on assistant's instrumentation side of A-dec 541)

### A-DEC 500 STANDARD TOUCHPAD

- Four programmable chair position buttons
- Dental light button with high, medium and composite/cure safe settings
- Cuspidor bowl rinse and cup fill buttons or two A-dec relay function buttons (a1 and a2)

NOTE: A-dec intraoral camera can work with a standard touchpad in holder position 1. All electric motors are not compatible with the standard touchpad.



A-dec relay module

### A-DEC RELAY MODULE FEATURES

The A-dec relay module allows flexibility in turning on and off electrical devices within the treatment room or building from one of the touchpads. The A-dec relay module can be used for items such as non-A-dec lighting or equipment. This module functions with both the standard and deluxe touchpads. It operates similar to an air-electric switch but uses

electrical signals from the data communication system instead of air signals.


A-dec recommends installation of the A-dec relay module be performed by a certified electrical technician.



A-dec USB 2.0 redriver

### A-DEC USB 2.0 REDRIVER FEATURES

The A-dec USB 2.0 redriver, engineered by A-dec, ensures consistent signal strength and data integrity across long USB cable runs between clinical devices and remotely located computer.




A-dec USB 2.0 powered hub

### A-DEC USB 2.0 POWERED HUB FEATURES

The A-dec USB 2.0 powered hub, designed by A-dec, ensures the integrity of the data transmission between the peripheral and clinical devices and the remotely located computer.

- Our hub can connect to the integrated USB cable which originates in the control head and is ready for connection in the floor box. It supports a second connection at the built-in external port on the back of A-dec 500 and A-dec 500 Pro control heads.
- Properly connects Acteon Mini Dock integrated control modules USB cabling to the remote computer system.
- The dental team has easy access to a USB port to connect x-ray sensors, a mouse, or even charge a cell phone.



A-dec chair occupancy sensor kit

### A-DEC CHAIR OCCUPANCY SENSOR KIT

The A-dec Chair Occupancy Sensor Kit, provides reliable real-time detection of patient presence. This kit pairs with time series information in the A-dec+ mobile application offering monitoring for operator productivity. This kit is compatible with A-dec chairs that have a universal chair board and A-dec+ connectivity. It installs quickly on the underside of the seating surface and plugs into the chair board.

# 533 and 533pro Continental Delivery System

Availability Varies by Region: Contact Customer Service for Details



A-dec 533pro Continental delivery system shown with QD syringe

## STANDARD FEATURES

### 533PRO CONTINENTAL DELIVERY SYSTEM STANDARD FEATURES

All 533 capabilities, plus:

- Access to A-dec+ connectivity (standard)
  - Enables multiple features from synced multi-user settings and software updates to A-dec+ intercom
- Dynamic Screen 7 (DS7)
  - Capacitive 7" touchscreen
  - Intuitive user interface
  - Adaptive chair presets
  - Supports integrated apex locator option
  - Supports integrated implantology option
  - Configurable handpiece presets
  - Preset flush timers
  - First-out logic disables a second handpiece from operating



A-dec 533 Continental delivery system shown with QD syringe.

### 533 CONTINENTAL DELIVERY SYSTEM STANDARD FEATURES

- Deluxe Plus touchpad (not available on 533pro)
- White color with gray accents
- 2-liter self-contained water system with quick-disconnect (QD) water bottle
- Balanced flexarm with positive positioning
- Four handpiece position control block
- Autoclavable QD syringe
- Disc foot control
- Control head houses up to six integrated clinical devices and accessories
- Six whips included
- Multi-voltage intraoral light source with independent adjustable settings for up to four positions
- Supports left- or right-handed dentistry
- 1.5' (457 mm) umbilical with utilities
- Includes chair adapter for A-dec 511 (version B) dental chair
- 15' (4,572 mm) USB 2.0 cable from control head to chair
- Adjustable air coolant
- Individually adjustable water coolant with lighted active position identification

## LEGEND

- A** = Price reflects retail price adjustment to change from standard to optional feature
- C** = Requires control block position
- D** = Requires control module space
- E** = Requires access to 300-watt power supply
- F** = Requires access to power supply
- G** = Requires intraoral light source
- H** = Requires A-dec USB 2.0 powered hub
- I** = Control module can be mounted in the chair or delivery system
- K** = Requires access to 25-watt power supply



Estimated shipping weight: 95 lb (43 kg)



# 533 and 533pro Continental Delivery System

Availability Varies by Region: Contact Customer Service for Details

DELIVERY SYSTEM BASE CHOICES		CONFIGURED PART NUMBER	PRICE	TOTAL	ITEM PART NUMBER						
533pro Radius mount with DS7 Control Pad		V0195.0274			-						
A-dec+ connectivity		V0603.0002			-						
No A-dec+ connectivity		V0603.0001			-						
533 Radius mount with Deluxe Plus touchpad		V0195.0267			-						
<b>Tray Holder Choices</b> (choose one)											
<input type="checkbox"/> Small bottom mount (does not include tray)		V0070.0022			77.2128.00						
<input type="checkbox"/> Standard bottom mount (does not include tray)		V0070.0017			77.1778.00						
<input type="checkbox"/> Large bottom mount (does not include tray)		V0070.0018			77.1779.00						
<input type="checkbox"/> Small side mount (does not include tray)		V0070.0023			77.2038.00						
<input type="checkbox"/> Standard side mount (does not include tray)		V0070.0016			77.1776.00						
<input type="checkbox"/> Large side mount (does not include tray)		V0070.0019			77.1777.00						
<input type="checkbox"/> No tray holder		V0070.0001									
<b>Trays</b>											
<input type="checkbox"/> Standard tray (up to a quantity of three)		V0573.0001			043.001.00						
<input type="checkbox"/> Large tray (up to a quantity of three)		V0573.0002			043.006.00						
<b>Foot Control Choices</b>											
<input type="checkbox"/> Disc foot control Wet/dry with chip blower/accessory button		V0041.0008			38.1829.00 (533)						
					38.1944.00 (533pro)						
<input type="checkbox"/> Lever foot control <b>A</b> Wet/dry with chip blower/accessory button		V0041.0004			38.1871.00 (533)						
					38.1945.00 (533pro)						
<input type="checkbox"/> A-dec relay module		V0169.0001			90.1080.00						
<input type="checkbox"/> Moisture separator		V0156.0001			41.1477.00						
<b>Umbilical Choices</b>											
<input type="checkbox"/> 1.5' (457 mm) umbilical		V0071.0011									
<input type="checkbox"/> 10' (3,048 mm) umbilical		V0117.0001			41.1483.01						
<input type="checkbox"/> A-dec Maintain integrated DUWL treatment system Includes large floor box and waterline kit components Order A-dec Maintain solution (p/n: 91.0066.00) and A-dec Maintain test strips (p/n: 91.0067.00) separately		V0635.0001			41.1622.00						
<input type="checkbox"/> Shut-off valve, threaded (x2)		V0062.0006			026.158.00						
<input type="checkbox"/> No shut-off valve											
Delivery system base choices subtotal				\$							
DOCTOR'S CHOICES continued on next page		HANDPIECE POSITIONS		CONFIGURED PART NUMBER	PRICE	TOTAL	ITEM PART NUMBER				
		1	2	3	4	5	6				
<b>Syringe Choices</b>											
QD syringe		<input type="checkbox"/>	<input type="checkbox"/>	<input type="checkbox"/>	<input type="checkbox"/>	<input type="checkbox"/>	<input type="checkbox"/>	V0267.0005			23.1373.00
Warm water QD syringe <b>A</b>		<input type="checkbox"/>	<input type="checkbox"/>	<input type="checkbox"/>	<input type="checkbox"/>	<input type="checkbox"/>	<input type="checkbox"/>	V0267.0004			23.1291.01
No tubing position (plugs sold separately)		<input type="checkbox"/>	<input type="checkbox"/>	<input type="checkbox"/>	<input type="checkbox"/>	<input type="checkbox"/>	<input type="checkbox"/>	V0267.0003			-
<b>Air-driven Silicone Handpiece Tubing</b>											
4-hole		<input type="checkbox"/>	<input type="checkbox"/>	<input type="checkbox"/>	<input type="checkbox"/>	<input type="checkbox"/>	<input type="checkbox"/>	V0267.0002			98.1162.00
6-pin <b>B</b>		<input type="checkbox"/>	<input type="checkbox"/>	<input type="checkbox"/>	<input type="checkbox"/>	<input type="checkbox"/>	<input type="checkbox"/>	V0267.0001			98.1164.00
5-hole fiber-optic w/bulb <b>C</b>		<input type="checkbox"/>	<input type="checkbox"/>	<input type="checkbox"/>	<input type="checkbox"/>	<input type="checkbox"/>	<input type="checkbox"/>	V0267.0006			98.1163.00



# 533 and 533pro Continental Delivery System

Availability Varies by Region: Contact Customer Service for Details

DOCTOR'S CHOICES continued on next page	HANDPIECE POSITIONS						CONFIGURED PART NUMBER	PRICE	TOTAL	ITEM PART NUMBER
	1	2	3	4	5	6				
<b>Electric Motor Systems</b> <b>C D E</b>										
<b>A-dec XC10 Electric Motor System</b>										
<input type="checkbox"/> Control module A-dec XC10 (2 positions maximum) Works with XC10 Motor							V0053.0012			54.1002.01
XC10 motor and tubing (non-CE version)	<input type="checkbox"/>	<input type="checkbox"/>	<input type="checkbox"/>	<input type="checkbox"/>	<input type="checkbox"/>	<input type="checkbox"/>	V0267.0124			54.1009.01
XC10 motor and tubing (CE version)	<input type="checkbox"/>	<input type="checkbox"/>	<input type="checkbox"/>	<input type="checkbox"/>	<input type="checkbox"/>	<input type="checkbox"/>	V0267.0126			54.1020.01
<b>A-dec Manufacturing Partner NSK</b>										
<input type="checkbox"/> Control module for NLZ (non-CE version)							V0053.0006			54.0601.01
<input type="checkbox"/> Control module for NLZ (CE version)							V0053.0011			54.0986.01
NLZ motor and tubing (non-CE version)	<input type="checkbox"/>	<input type="checkbox"/>	<input type="checkbox"/>	<input type="checkbox"/>	<input type="checkbox"/>	<input type="checkbox"/>	V0267.0089			54.0726.01
NLZ motor and tubing (CE version)	<input type="checkbox"/>	<input type="checkbox"/>	<input type="checkbox"/>	<input type="checkbox"/>	<input type="checkbox"/>	<input type="checkbox"/>	V0267.0121			54.1014.01
<b>A-dec Collaboration with KaVo</b> Availability Varies by Region: Contact Customer Service for Details										
<input type="checkbox"/> Control module EMC-703 (2 positions maximum) Works with KL 703 LED Motor							V0053.0009			54.0809.01
KL 703 LED Motor and tubing	<input type="checkbox"/>	<input type="checkbox"/>	<input type="checkbox"/>	<input type="checkbox"/>	<input type="checkbox"/>	<input type="checkbox"/>	V0267.0102			54.0846.01
<b>A-dec Collaboration with Midwest (533pro only)</b> Availability Varies by Region: Contact Customer Service for Details										
<input type="checkbox"/> Control module Power Lux (3 positions maximum) Works with Power Lux Motor and Power Lux Implant Motor							V0053.0013			54.0924.01
Power Lux motor and tubing	<input type="checkbox"/>	<input type="checkbox"/>	<input type="checkbox"/>	<input type="checkbox"/>	<input type="checkbox"/>	<input type="checkbox"/>	V0267.0130			54.1073.01
<input type="checkbox"/> Integrated apex locator Includes all apex locator components							V0631.0001			54.1191.00
<input type="checkbox"/> MW Endo 6L handpiece Required with integrated apex locator							V0632.0004			54.1084.00
<input type="checkbox"/> Integrated implantology Includes Power Lux Implant motor/tubing, peristaltic pump, back panel, internal cable, HP cradle, and irrigation tubing (pk of 5)							V0557.0002			54.1052.00
<input type="checkbox"/> MW Implant 20:1 handpiece Required with integrated implantology							V0633.0002			54.1080.00
<b>Curing Light Module</b> <b>E I</b>										
<b>A-dec Manufacturing Partner Acteon</b>										
Mini LED curing light handpiece, control module, and tubing	<input type="checkbox"/>	<input type="checkbox"/>	<input type="checkbox"/>	<input type="checkbox"/>	<input type="checkbox"/>	<input type="checkbox"/>	V0267.0014			54.0291.00
<b>Ultrasonic Instrument Systems</b> <b>C D E</b>										
<b>A-dec Manufacturing Partner Acteon</b>										
Newtron Slim B.LED ultrasonic handpiece, control module, and tubing (533pro only)	<input type="checkbox"/>	<input type="checkbox"/>	<input type="checkbox"/>	<input type="checkbox"/>	<input type="checkbox"/>	<input type="checkbox"/>	V0267.0092			54.0582.00* + 54.0581.00
Newtron Slim ultrasonic handpiece, control module, and tubing (533pro only)	<input type="checkbox"/>	<input type="checkbox"/>	<input type="checkbox"/>	<input type="checkbox"/>	<input type="checkbox"/>	<input type="checkbox"/>	V0267.0094			54.0582.00* + 54.0580.00
Newtron Slim control module with tubing, no handpiece (533pro only)	<input type="checkbox"/>	<input type="checkbox"/>	<input type="checkbox"/>	<input type="checkbox"/>	<input type="checkbox"/>	<input type="checkbox"/>	V0267.0096			54.0582.00*
Newtron Slim control module with tubing (533 only)	<input type="checkbox"/>	<input type="checkbox"/>	<input type="checkbox"/>	<input type="checkbox"/>	<input type="checkbox"/>	<input type="checkbox"/>	V0267.0072			54.0582.00*
<b>Handpieces</b>										
<input type="checkbox"/> Newtron Slim B.LED ultrasonic handpiece							V0158.0004			54.0581.00
<input type="checkbox"/> Newtron Slim ultrasonic handpiece							V0158.0005			54.0580.00
<input type="checkbox"/> Ultrasonic instrument tip kit							V0196.0001			54.0406.00
<b>A-dec Manufacturing Partner Dentsply Sirona</b> Built-in ultrasonic scaling system (G139) Availability Varies by Region: Contact Customer Service for Details										
Cavitron Steri-Mate 360 handpiece, control module, tubing, and insert tip	<input type="checkbox"/>	<input type="checkbox"/>	<input type="checkbox"/>	<input type="checkbox"/>	<input type="checkbox"/>	<input type="checkbox"/>	V0267.0106			-
Cavitron Steri-Mate handpiece, control module, tubing, and insert tip	<input type="checkbox"/>	<input type="checkbox"/>	<input type="checkbox"/>	<input type="checkbox"/>	<input type="checkbox"/>	<input type="checkbox"/>	V0267.0104			-

NOTE: \*Requires analog scaler connection kit (54.0923.01) for field installations.



# 533 and 533pro Continental Delivery System

Availability Varies by Region: Contact Customer Service for Details

DOCTOR'S CHOICES continued	HANDPIECE POSITIONS						CONFIGURED PART NUMBER	PRICE	TOTAL	ITEM PART NUMBER
	1	2	3	4	5	6				
<b>Intraoral Camera Systems <b>D E H</b></b>										
<input type="checkbox"/> A-dec USB 2.0 powered hub Required when selecting a camera in any position							V0504.0001			90.1690.00
<input type="checkbox"/> A-dec USB 2.0 redriver Required when selecting a camera in any position (floor box)							V0504.0003			90.2105.00
<b>A-dec Manufacturing Partner Acteon</b>										
<input type="checkbox"/> C20 tubing and cable, no handpiece	<input type="checkbox"/>	<input type="checkbox"/>	<input type="checkbox"/>	<input type="checkbox"/>	<input type="checkbox"/>	<input type="checkbox"/>	V0267.0128			54.0948.00
<input type="checkbox"/> C20 intraoral camera, handpiece only							V0043.0015			54.0950.00
Doctor's choices subtotal									\$	
ADD-ONS							CONFIGURED PART NUMBER	PRICE	TOTAL	ITEM PART NUMBER
<b>A-dec 360 Parts &amp; Performance</b>										
<input type="checkbox"/> Annual preventive maintenance kit for 300/500 delivery systems							V0598.0001			90.1835.00
<input type="checkbox"/> A-dec Flush Dock							V0634.0001			11.1419.00
Add-ons subtotal									\$	
Delivery system base choices subtotal									\$	
Doctor's choices subtotal									\$	
Subtotal of all sections									\$	
Quantity									x	
<b>Grand Total</b>									<b>\$</b>	

## LEGEND

- A** = Price reflects retail price adjustment to change from standard to optional feature
- C** = Requires control block position
- D** = Requires control module space
- E** = Requires access to 300-watt power supply
- F** = Requires access to power supply
- G** = Requires intraoral light source
- H** = Requires A-dec USB 2.0 powered hub
- I** = Control module can be mounted in the chair or delivery system
- K** = Requires access to 25-watt power supply



# 532 and 532pro Traditional Delivery System

Availability Varies by Region: Contact Customer Service for Details

## STANDARD FEATURES


### 532PRO TRADITIONAL DELIVERY SYSTEM STANDARD FEATURES

All 532 capabilities plus:


- Access to A-dec+ connectivity (standard)
  - Enables multiple features from synced multi-user settings to A-dec+ intercom
- Dynamic Screen 7 (DS7)
  - Capacitive 7" touch screen
  - Intuitive user interface
  - Adaptive chair presets
  - Supports integrated apex location option
  - Supports integrated implantology option
  - Configurable handpiece presets
  - Preset flush timers
  - First-out logic
  - Software update capability with A-dec+

### 532 TRADITIONAL DELIVERY SYSTEM STANDARD FEATURES

- Deluxe Plus touchpad (not available on 532pro)  
L/R operator positioning (rotation and tilt)
- White color with gray accents
- 2-liter self-contained water system with quick-disconnect (QD) water bottle
- Balanced flexarm with positive positioning
- Four handpiece position control block
- Autoclavable QD syringe
- Disc foot control
- Control head houses up to six integrated clinical devices and accessories
- Six individual adjustable instrument holders
- Washable tray pad
- Multi-voltage intraoral light source with independent adjustable settings for up to four positions
- Supports left- or right-handed dentistry
- 1.5' (457 mm) umbilical with utilities
- Includes chair adapter for A-dec 511 (version B) dental chair
- 15' (4,572 mm) USB 2.0 cable from control head to chair
- Adjustable air coolant
- Individually adjustable water coolant with lighted active position identification



A-dec 532pro Traditional delivery system shown with QD syringe



A-dec 532 Traditional delivery system shown with QD syringe



# 532 and 532pro Traditional Delivery System

Availability Varies by Region: Contact Customer Service for Details

DELIVERY SYSTEM BASE CHOICES	CONFIGURED PART NUMBER	PRICE	TOTAL	ITEM PART NUMBER					
532pro Radius mount with DS7 control pad	V0195.0275			-					
A-dec+ connectivity	V0603.0002			-					
No A-dec+ connectivity	V0603.0001			-					
532 Radius mount with Deluxe Plus touchpad	V0195.0266			-					
<b>Tray Holder Choices</b> (choose one)									
<input type="checkbox"/> Small side mount (does not include tray)	V0070.0023			77.2038.00					
<input type="checkbox"/> Standard side mount (does not include tray)	V0070.0016			77.1776.00					
<input type="checkbox"/> Large side mount (does not include tray)	V0070.0019			77.1777.00					
<input type="checkbox"/> No tray holder	V0070.0001								
<b>Trays</b>									
<input type="checkbox"/> Standard tray (up to a quantity of three)	V0573.0001			043.001.00					
<input type="checkbox"/> Large tray (up to a quantity of three)	V0573.0002			043.006.00					
<b>Foot Control Choices</b>									
<input type="checkbox"/> Disc foot control Wet/dry with chip blower/accessory button	V0041.0008			38.1829.00 (532)					
				38.1944.00 (532pro)					
<input type="checkbox"/> Lever foot control <b>A</b> Wet/dry with chip blower/accessory button	V0041.0004			38.1871.00 (532)					
				38.1945.00 (532pro)					
<input type="checkbox"/> A-dec relay module	V0169.0001			90.1080.00					
<input type="checkbox"/> Moisture separator	V0156.0001			41.1477.00					
<b>Umbilical Choices</b>									
<input type="checkbox"/> 1.5' (457 mm) umbilical	V0071.0011								
<input type="checkbox"/> 10' (3,048 mm) umbilical	V0117.0001			41.1483.01					
<input type="checkbox"/> A-dec Maintain integrated DUWL treatment system Includes large floor box and waterline kit components Order A-dec Maintain solution (p/n: 91.0066.00) and A-dec Maintain test strips (p/n: 91.0067.00) separately	V0635.0001			41.1622.00					
<input type="checkbox"/> Shut-off valve, threaded (x2)	V0062.0006			026.158.00					
<input type="checkbox"/> No shut-off valve									
Delivery system base choices subtotal			\$						
DOCTOR'S CHOICES continued on next page	HANDPIECE POSITIONS					CONFIGURED PART NUMBER	PRICE	TOTAL	ITEM PART NUMBER
	1	2	3	4	5	6			
<b>Syringe Choices</b>									
QD syringe	<input type="checkbox"/>	<input type="checkbox"/>	<input type="checkbox"/>	<input type="checkbox"/>	<input type="checkbox"/>	<input type="checkbox"/>	V0267.0005		23.1374.00
Warm water QD syringe <b>A</b>	<input type="checkbox"/>	<input type="checkbox"/>	<input type="checkbox"/>	<input type="checkbox"/>	<input type="checkbox"/>	<input type="checkbox"/>	V0267.0004		23.1290.01
No tubing positions	<input type="checkbox"/>	<input type="checkbox"/>	<input type="checkbox"/>	<input type="checkbox"/>	<input type="checkbox"/>	<input type="checkbox"/>	V0267.0003		-
<b>Air-driven Silicone Handpiece Tubing</b>									
4-hole	<input type="checkbox"/>	<input type="checkbox"/>	<input type="checkbox"/>	<input type="checkbox"/>	<input type="checkbox"/>	<input type="checkbox"/>	V0267.0002		98.1162.00
6-pin <b>C</b>	<input type="checkbox"/>	<input type="checkbox"/>	<input type="checkbox"/>	<input type="checkbox"/>	<input type="checkbox"/>	<input type="checkbox"/>	V0267.0001		98.1164.00
5-hole fiber-optic w/bulb <b>G</b>	<input type="checkbox"/>	<input type="checkbox"/>	<input type="checkbox"/>	<input type="checkbox"/>	<input type="checkbox"/>	<input type="checkbox"/>	V0267.0006		98.1163.00

## LEGEND

- A** = Price reflects retail price adjustment to change from standard to optional feature
- C** = Requires control block position
- D** = Requires control module space
- E** = Requires access to 300-watt power supply
- F** = Requires access to power supply
- G** = Requires intraoral light source
- H** = Requires A-dec USB 2.0 powered hub
- I** = Control module can be mounted in the chair or delivery system
- K** = Requires access to 25-watt power supply



# 532 and 532pro Traditional Delivery System

Availability Varies by Region: Contact Customer Service for Details

DOCTOR'S CHOICES continued on next page	HANDPIECE POSITIONS						CONFIGURED PART NUMBER	PRICE	TOTAL	ITEM PART NUMBER
	1	2	3	4	5	6				
<b>Electric Motor Systems C D E</b>										
<b>A-dec XC10 Electric Motor System</b>										
<input type="checkbox"/> Control module A-dec XC10 (2 positions maximum) Works with XC10 Motor							V0053.0012			54.1002.01
XC10 motor and tubing (non-CE version)	<input type="checkbox"/>	<input type="checkbox"/>	<input type="checkbox"/>	<input type="checkbox"/>	<input type="checkbox"/>	<input type="checkbox"/>	V0267.0124			54.1009.01
XC10 motor and tubing (CE version)	<input type="checkbox"/>	<input type="checkbox"/>	<input type="checkbox"/>	<input type="checkbox"/>	<input type="checkbox"/>	<input type="checkbox"/>	V0267.0126			54.1020.01
<b>A-dec Manufacturing Partner NSK</b>										
<input type="checkbox"/> Control module for NLZ (non-CE version)							V0053.0006			54.0601.01
<input type="checkbox"/> Control module for NLZ (CE version)							V0053.0011			54.0986.01
NLZ motor and tubing (non-CE version)	-	<input type="checkbox"/>	<input type="checkbox"/>	<input type="checkbox"/>	<input type="checkbox"/>	<input type="checkbox"/>	V0267.0089			54.0726.01
NLZ motor and tubing (CE version)	-	<input type="checkbox"/>	<input type="checkbox"/>	<input type="checkbox"/>	<input type="checkbox"/>	<input type="checkbox"/>	V0267.0121			54.1014.01
<b>A-dec Collaboration with KaVo</b> Availability Varies by Region: Contact Customer Service for Details										
<input type="checkbox"/> Control module EMC-703 (2 positions maximum) Works with KL 703 LED Motor							V0053.0009			54.0809.01
KL 703 LED Motor and tubing	<input type="checkbox"/>	<input type="checkbox"/>	<input type="checkbox"/>	<input type="checkbox"/>	<input type="checkbox"/>	<input type="checkbox"/>	V0267.0102			54.0846.01
<b>A-dec Collaboration with Midwest (532pro only)</b> Availability Varies by Region: Contact Customer Service for Details										
<input type="checkbox"/> Control module Power Lux (3 positions maximum) Works with Power Lux Motor and Power Lux Implant Motor							V0053.0013			54.0924.01
Power Lux motor and tubing	<input type="checkbox"/>	<input type="checkbox"/>	<input type="checkbox"/>	<input type="checkbox"/>	<input type="checkbox"/>	<input type="checkbox"/>	V0267.0130			54.1073.01
<input type="checkbox"/> Integrated apex locator Includes all apex locator components							V0631.0001			54.1191.00
<input type="checkbox"/> MW Endo 6L handpiece Required with integrated apex locator							V0632.0004			54.1084.00
<input type="checkbox"/> Integrated implantology Includes Power Lux Implant motor/tubing, peristaltic pump, back panel, internal cable, HP cradle, and irrigation tubing (pk of 5)							V0557.0002			54.1052.00
<input type="checkbox"/> MW Implant 20:1 handpiece Required with integrated implantology							V0633.0002			54.1080.00
<b>Curing Light Module E I</b>										
<b>A-dec Manufacturing Partner Acteon</b>										
Mini LED curing light handpiece, control module, and tubing	<input type="checkbox"/>	<input type="checkbox"/>	<input type="checkbox"/>	<input type="checkbox"/>	<input type="checkbox"/>	<input type="checkbox"/>	V0267.0014			54.0291.00
<b>Ultrasonic Instrument Systems C D E</b>										
<b>A-dec Manufacturing Partner Acteon</b>										
Newtron Slim B.LED ultrasonic handpiece, control module, and tubing (532pro only)	<input type="checkbox"/>	<input type="checkbox"/>	<input type="checkbox"/>	<input type="checkbox"/>	<input type="checkbox"/>	<input type="checkbox"/>	V0267.0092			54.0582.00* + 54.0581.00
Newtron Slim ultrasonic handpiece, control module, and tubing (532pro only)	<input type="checkbox"/>	<input type="checkbox"/>	<input type="checkbox"/>	<input type="checkbox"/>	<input type="checkbox"/>	<input type="checkbox"/>	V0267.0094			54.0582.00* + 54.0580.00
Newtron Slim control module with tubing, no handpiece (532pro only)	<input type="checkbox"/>	<input type="checkbox"/>	<input type="checkbox"/>	<input type="checkbox"/>	<input type="checkbox"/>	<input type="checkbox"/>	V0267.0096			54.0582.00*
Newtron Slim control module with tubing (532 only)	<input type="checkbox"/>	<input type="checkbox"/>	<input type="checkbox"/>	<input type="checkbox"/>	<input type="checkbox"/>	<input type="checkbox"/>	V0267.0072			54.0582.00*
<b>Handpieces</b>										
<input type="checkbox"/> Newtron Slim B.LED handpiece							V0158.0004			54.0581.00
<input type="checkbox"/> Newtron Slim handpiece							V0158.0005			54.0580.00
<input type="checkbox"/> Ultrasonic instrument tip kit							V0196.0001			54.0406.00
<b>A-dec Manufacturing Partner Dentsply Sirona</b> Built-in ultrasonic scaling system (G139) Availability Varies by Region: Contact Customer Service for Details										
Cavitron Steri-Mate 360 handpiece, control module, tubing, and insert tip	<input type="checkbox"/>	<input type="checkbox"/>	<input type="checkbox"/>	<input type="checkbox"/>	<input type="checkbox"/>	<input type="checkbox"/>	V0267.0106			
Cavitron Steri-Mate handpiece, control module, tubing, and insert tip	<input type="checkbox"/>	<input type="checkbox"/>	<input type="checkbox"/>	<input type="checkbox"/>	<input type="checkbox"/>	<input type="checkbox"/>	V0267.0104			

NOTE: \*Requires analog scaler connection kit (54.0923.01) for field installations.



# 532 and 532pro Traditional Delivery System

Availability Varies by Region: Contact Customer Service for Details

DOCTOR'S CHOICES continued	HANDPIECE POSITIONS						CONFIGURED PART NUMBER	PRICE	TOTAL	ITEM PART NUMBER
	1	2	3	4	5	6				
<b>Intraoral Camera Systems <b>D E H</b></b>										
<input type="checkbox"/> A-dec USB 2.0 powered hub Required when selecting a camera in any position							V0504.0001			90.1690.00
<input type="checkbox"/> A-dec USB 2.0 redriver Required when selecting a camera in any position (floor box)							V0504.0003			90.2105.00
<b>A-dec Manufacturing Partner Acteon</b>										
<input type="checkbox"/> C20 tubing and cable, no handpiece	<input type="checkbox"/>	<input type="checkbox"/>	<input type="checkbox"/>	<input type="checkbox"/>	<input type="checkbox"/>	<input type="checkbox"/>	V0267.0128			54.0948.00
<input type="checkbox"/> C20 intraoral camera, handpiece only							V0043.0015			54.0950.00
Doctor's choices subtotal									\$	
ADD-ONS							CONFIGURED PART NUMBER	PRICE	TOTAL	ITEM PART NUMBER
<b>A-dec 360 Parts &amp; Performance</b>										
<input type="checkbox"/> Annual preventive maintenance kit for 300/500 delivery systems							V0598.0001			90.1835.00
<input type="checkbox"/> A-dec Flush Dock							V0634.0001			11.1419.00
Add-ons subtotal									\$	
Delivery system base choices subtotal									\$	
Doctor's choices subtotal									\$	
Subtotal of all sections									\$	
Quantity									x	
<b>Grand Total</b>									<b>\$</b>	

## LEGEND

- A** = Price reflects retail price adjustment to change from standard to optional feature
- C** = Requires control block position
- D** = Requires control module space
- E** = Requires access to 300-watt power supply
- F** = Requires access to power supply
- G** = Requires intraoral light source
- H** = Requires A-dec USB 2.0 powered hub
- I** = Control module can be mounted in the chair or delivery system
- K** = Requires access to 25-watt power supply

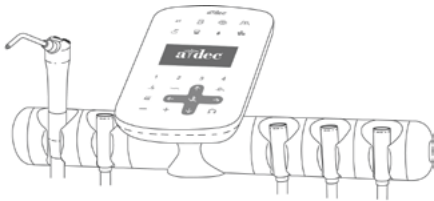


A-dec 541 12 o'clock duo delivery system shown with optional assistant's QD syringe

## STANDARD FEATURES

- White color with gray accents
- Includes solid surface worksurface
- Designed for use with A-dec Inspire 391 and 591, or stand alone
- 2-liter self-contained water system with quick-disconnect (QD) water bottle
- Four handpiece position control block
- Autoclavable QD syringe
- Disc foot control
- Control center houses up to five integrated clinical devices and accessories
- Individual adjustable instrument holders
- Multi-voltage intraoral light source with independent adjustable settings for up to four positions
- Height-adjustable doctor's instrumentation
- Floor mounting bracket
- Deluxe Plus touchpad
- Assistant's touchpad
- Adjustable air coolant
- Individually adjustable water coolant
- EasyFlex vacuum tubing standard with auto-electric holders

## Standard right-hand configuration



## Left-hand configuration



Note: Standard configuration PRIOR to June 2019

## ASSISTANT'S INSTRUMENTATION

- Solids collector, high volume evacuator (HVE), and saliva ejector (SE)

## WORKSURFACE

- 22.5" diameter (571.5 mm) round worksurface
- Height adjustable worksurface

NOTE: Touchpads are compatible with all A-dec 511, A-dec 411, A-dec 311, Cascade 1040/ Performer III chairs built after August 2005. Cascade, Decade, and Performer III chairs built before August 2005 require a new circuit board (p/n 90.1029.02) to allow the touchpad to operate the chair.

NOTE: When left-hand configuration option is selected, the configuration will be a mirror image of the standard, right-hand configuration; See illustration.

NOTE: Prior to June 2019, the standard configuration was 3 holders on left, 1 holder and Syringe on right. To order that same configuration today you will need to order a left-hand configuration.



# 541 12 O'Clock Duo Delivery System

DELIVERY SYSTEM BASE CHOICES	CONFIGURED PART NUMBER	PRICE	TOTAL	ITEM PART NUMBER
541 12 o'clock duo with Deluxe Plus touchpad	V0195.0268			-
<b>Mount Location</b>				
<input type="checkbox"/> A-dec Inspire (391,591)	V0055.0001			-
<input type="checkbox"/> Stand alone	V0055.0003			-
<b>Worksurface Choices, see page 170</b>				
<input type="checkbox"/> Solid surface; color choice is:	V0334.0002			-
<input type="checkbox"/> Quartz <b>A</b> ; color choice is:	V0334.0004			-
<input type="checkbox"/> No worksurface	V0334.0089			-
<b>Tray Holder Choices</b> (choose one)				
<input type="checkbox"/> Small tray holder (does not include tray)	V0070.0024			77.2040.00
<input type="checkbox"/> Standard tray holder (does not include tray)	V0070.0025			77.2041.00
<input type="checkbox"/> Large tray holder (does not include tray)	V0070.0026			77.2042.00
<input type="checkbox"/> No tray holder	V0070.0001			
<b>Trays</b>				
<input type="checkbox"/> Standard tray (up to a quantity of three)	V0573.0001			043.001.00
<input type="checkbox"/> Large tray (up to a quantity of three)	V0573.0002			043.006.00
<b>Foot Control Choices</b>				
<input type="checkbox"/> Disc foot control Wet/dry with chip blower/accessory button	V0041.0008			38.1829.01
<input type="checkbox"/> Lever foot control <b>A</b> Wet/dry with chip blower/accessory button	V0041.0004			38.1871.03
<b>Quick Disconnect Choices</b>				
<input type="checkbox"/> QD for self-contained water system	V0003.0009			90.1097.00
<input type="checkbox"/> QD for air	V0003.0008			90.1098.00
<input type="checkbox"/> A-dec relay module <b>B</b>	V0169.0001			90.1080.00
<input type="checkbox"/> Filter elements (package of 6)	V0088.0001			24.0234.01
<input type="checkbox"/> Moisture separator	V0156.0001			41.1477.00
<b>Power Supply Choices</b>				
300-watt power supply				
<input type="checkbox"/> 100V	V0060.0005			43.0259.00
<input type="checkbox"/> 120V	V0060.0006			43.0260.00
<input type="checkbox"/> 240V	V0060.0007			43.0261.00
<input type="checkbox"/> Power supply connector kit Required to connect 541 to A-dec 511 chair power supply	V0060.0004			77.0707.00
<input type="checkbox"/> Power supply connector kit Required to connect 541 to A-dec 311 or 411 chair power supply	V0060.0001			77.0980.00
<input type="checkbox"/> Shut-off valve, threaded	V0062.0003			026.158.00
Delivery system base choices subtotal			\$	

## LEGEND

- A** = Price reflects retail price adjustment to change from standard to optional feature
- B** = Deluxe Plus touchpad required
- C** = Requires control block position
- D** = Requires control module space
- E** = Requires access to 300-watt power supply
- F** = Requires access to power supply
- G** = Requires intraoral light source
- H** = Requires A-dec USB powered hub
- I** = Control module can be mounted in the chair or delivery system
- J** = Side exhausting Borden
- K** = Requires access to 25-watt power supply



# 541 12 O'Clock Duo Delivery System

DOCTOR'S CHOICES continued on next page	HANDPIECE POSITIONS					CONFIGURED PART NUMBER	PRICE	TOTAL	ITEM PART NUMBER
	1	2	3	4	5				
<input type="checkbox"/> Left-hand configuration						V0128.0002			-
<b>Touchpad Choices</b>									
<input type="checkbox"/> Standard touchpad						V0036.0009			
<input type="checkbox"/> No touchpad						V0036.0011			
<b>Syringe Choices</b>									
QD syringe	<input type="checkbox"/>	-	-	-	-	V0267.0005			23.1374.00
Warm water QD syringe <b>A E</b>	<input type="checkbox"/>	-	-	-	-	V0267.0004			23.1290.01
No tubing	-	<input type="checkbox"/>	<input type="checkbox"/>	<input type="checkbox"/>	<input type="checkbox"/>				-
<b>Air-driven Silicone Handpiece Tubing</b>									
4-hole	-	<input type="checkbox"/>	<input type="checkbox"/>	<input type="checkbox"/>	<input type="checkbox"/>	V0267.0002			98.1165.00
6-pin <b>G</b>	-	<input type="checkbox"/>	<input type="checkbox"/>	<input type="checkbox"/>	<input type="checkbox"/>	V0267.0001			98.1167.00
5-hole fiber-optic w/bulb <b>G</b>	-	<input type="checkbox"/>	<input type="checkbox"/>	<input type="checkbox"/>	<input type="checkbox"/>	V0267.0006			98.1166.00
<b>Electric Motor Systems <b>B C D E</b></b>									
<b>A-dec XC10 Electric Motor System</b>									
<input type="checkbox"/> Control module A-dec XC10 (2 positions maximum) Works with XC10 Motor						V0053.0012			54.1002.01
XC10 motor and tubing (non-CE version)	-	<input type="checkbox"/>	<input type="checkbox"/>	<input type="checkbox"/>	<input type="checkbox"/>	V0267.0125			54.1010.01
XC10 motor and tubing (CE version)	-	<input type="checkbox"/>	<input type="checkbox"/>	<input type="checkbox"/>	<input type="checkbox"/>	V0267.0127			54.1021.01
<b>A-dec Manufacturing Partner NSK</b>									
<input type="checkbox"/> Control module for NLZ (non-CE version)						V0053.0006			54.0601.01
<input type="checkbox"/> Control module for NLZ (CE version)						V0053.0011			54.0986.01
NLZ motor and tubing (non-CE version)	-	<input type="checkbox"/>	<input type="checkbox"/>	<input type="checkbox"/>	<input type="checkbox"/>	V0267.0081			54.0606.01
NLZ motor and tubing (CE version)	-	<input type="checkbox"/>	<input type="checkbox"/>	<input type="checkbox"/>	<input type="checkbox"/>	V0267.0122			54.1015.01
<b>A-dec Collaboration with KaVo</b> Availability Varies by Region: Contact Customer Service for Details									
<input type="checkbox"/> Control module EMC-703 (2 positions maximum) Works with KL 703 LED Motor						V0053.0009			54.0809.01
KL 703 LED Motor and tubing	-	<input type="checkbox"/>	<input type="checkbox"/>	<input type="checkbox"/>	<input type="checkbox"/>	V0267.0102			54.0847.01
<b>Curing Light Module <b>D E</b></b>									
<b>A-dec Manufacturing Partner Acteon</b>									
Mini LED curing light handpiece, control module, and tubing Requires holder	-	<input type="checkbox"/>	<input type="checkbox"/>	<input type="checkbox"/>	<input type="checkbox"/>	V0267.0014			54.0291.00
<b>Ultrasonic Instrument Systems <b>B C D E</b></b>									
<b>A-dec Manufacturing Partner Acteon</b>									
Newtron Slim control module with tubing, no handpiece	-	<input type="checkbox"/>	<input type="checkbox"/>	<input type="checkbox"/>	<input type="checkbox"/>	V0267.0073			54.0583.00
<b>Handpieces</b>									
<input type="checkbox"/> Newtron Slim B.LED ultrasonic handpiece						V0158.0004			54.0581.00
<input type="checkbox"/> Newtron Slim ultrasonic handpiece						V0158.0005			54.0580.00
<input type="checkbox"/> Ultrasonic instrument tip kit						V0196.0001			54.0406.00
<b>A-dec Manufacturing Partner Dentsply Sirona</b> Built-in ultrasonic scaling system (G139) Availability Varies by Region: Contact Customer Service for Details									
Cavitron Steri-Mate 360 handpiece, control module, tubing, and insert tip	-	<input type="checkbox"/>	<input type="checkbox"/>	<input type="checkbox"/>	<input type="checkbox"/>	V0267.0107			
Cavitron Steri-Mate handpiece, control module, tubing, and insert tip	-	<input type="checkbox"/>	<input type="checkbox"/>	<input type="checkbox"/>	<input type="checkbox"/>	V0267.0105			



# 541 12 O'Clock Duo Delivery System

DOCTOR'S CHOICES continued	HANDPIECE POSITIONS					CONFIGURED PART NUMBER	PRICE	TOTAL	ITEM PART NUMBER
	1	2	3	4	5				
<b>Intraoral Camera Systems</b> <b>D E H</b>									
<input type="checkbox"/> A-dec USB 2.0 powered hub Required when supporting two USB devices						V0504.0001			90.1690.00
<input type="checkbox"/> A-dec USB 2.0 redriver Required in control head unless a USB 2.0 powered hub is configured						V0504.0003			90.2105.00
<b>A-dec Manufacturing Partner Acteon</b> Availability Varies by Region: Contact Customer Service for Details									
<input type="checkbox"/> C20 tubing and cable, no handpiece	-	<input type="checkbox"/>	<input type="checkbox"/>	<input type="checkbox"/>	<input type="checkbox"/>	V0267.0128			54.0948.00
<input type="checkbox"/> C20 intraoral camera, handpiece only						V0043.0015			54.0950.00
Doctor's choices subtotal								\$	
ASSISTANT'S CHOICES						CONFIGURED PART NUMBER	PRICE	TOTAL	ITEM PART NUMBER
541 12 o'clock worksurface and instrumentation						V0006.0008			-
<b>Touchpad Choices</b>									
<input type="checkbox"/> Standard touchpad						V0007.0002			90.1128.01
<input type="checkbox"/> No touchpad									
<b>Syringe Choices</b>									
<input type="checkbox"/> QD syringe						V0105.0044			23.1374.00
<input type="checkbox"/> Warm water QD syringe						V0105.0004			23.1294.01
<input type="checkbox"/> No syringe						V0105.0042			-
<b>Curing Light Module</b> <b>D E</b>									
<b>A-dec Manufacturing Partner Acteon</b>									
<input type="checkbox"/> Holder only						V0462.0001			99.0653.03
<input type="checkbox"/> Mini LED curing light handpiece, control module, and tubing Requires holder						V0004.0014			54.0291.00
<b>Holder Choices</b>									
<input type="checkbox"/> Auto-electric holders If selected with second HVE, dual turret is required						V0402.0002			-
<input type="checkbox"/> Dual turret configuration						V0403.0001			-
<input type="checkbox"/> Large bore 15 mm HVE						V0200.0002			-
<input type="checkbox"/> Dürr Universal III Cannulas (qty 20)						V0575.0001			-
<b>Additional HVE and holder</b>									
<input type="checkbox"/> 11 mm						V0087.0007			-
<input type="checkbox"/> 15 mm						V0087.0006			-
Choose one:									
<input type="checkbox"/> Flex-holder for syringe or SE; non-active						V0005.0007			99.0705.01
<input type="checkbox"/> Flex-holder for standard 11 mm HVE; non-active						V0005.0001			99.0706.01
<input type="checkbox"/> Flex-holder for large bore 15 mm HVE; non-active						V0005.0002			99.0707.01
<input type="checkbox"/> Water bottle mount (RH)						V0572.0003			90.1805.00
<input type="checkbox"/> Water bottle mount (LH)						V0572.0002			90.1828.00
<input type="checkbox"/> Remote stainless steel floor box with cover and 7' (2,134 mm) umbilical						V0040.0014			41.1490.01
Assistant's choices subtotal								\$	



# 541 12 O'Clock Duo Delivery System

ADD-ONS	CONFIGURED PART NUMBER	PRICE	TOTAL	ITEM PART NUMBER
<b>A-dec Parts &amp; Performance</b>				
<input type="checkbox"/> Annual preventive maintenance kit for 300/500 delivery systems	V0598.0001			90.1835.00
Add-ons subtotal			\$	
Delivery system base choices subtotal			\$	
Doctor's choices subtotal			\$	
Assistant's choices subtotal			\$	
Subtotal of all sections			\$	
Quantity			x	
<b>Grand Total</b>			<b>\$</b>	

## LEGEND

- A** = Price reflects retail price adjustment to change from standard to optional feature
- B** = Deluxe Plus touchpad required
- C** = Requires control block position
- D** = Requires control module space
- E** = Requires access to 300-watt power supply
- F** = Requires access to power supply
- G** = Requires intraoral light source
- H** = Requires A-dec USB powered hub
- I** = Control module can be mounted in the chair or delivery system
- K** = Requires access to 25-watt power supply

# 545sta 12 O'Clock Assistant's Instrumentation

Availability Varies by Region: Contact Customer Service for Details



## STANDARD FEATURES

- White color with gray accents
- Designed for use with A-dec Inspire 391 and 591, or stand alone
- Multi-positionable instrumentation
- 2-liter self-contained water system with quick-disconnect (QD) water bottle
- High volume evacuator (HVE), QD syringe, and saliva ejector (SE)
- Utilities
- Floor mounting bracket
- EasyFlex tubing
- Optional Assistant's Control Pad 5 (CP5)
  - Adaptive chair preset icons
  - Configurable preset timers

## WORKSURFACE

- 22.5" diameter (571.5 mm) round worksurface
- Height-adjustable worksurface

NOTE: Control pads are compatible with all A-dec 511, A-dec 411 and A-dec 311 chairs.

A-dec 545sta assistant's instrumentation shown with 4-position holder with QD syringe, saliva ejector, 15 mm HVE, and optional tray holder and Control Pad 5 (CP5)

ASSISTANT'S INSTRUMENTATION CHOICES continued on next page	CONFIGURED PART NUMBER	PRICE	TOTAL	ITEM PART NUMBER
545sta 12 o'clock worksurface and instrumentation	V0195.0272			-
<b>Mount Location</b>				
<input type="checkbox"/> A-dec Inspire (391, 591)	V0055.0001			-
<input type="checkbox"/> Stand alone	V0055.0003			-
<b>Worksurface Choices, see page 170</b>				
<input type="checkbox"/> Solid surface; color choice is:	V0334.0002			
<input type="checkbox"/> Quartz <b>A</b> ; color choice is:	V0334.0004			
<input type="checkbox"/> No work surface <b>A</b>	V0334.0089			
<b>Tray Holder Choices</b> (choose one)				
<input type="checkbox"/> Small tray holder (does not include tray)	V0070.0024			77.2040.00
<input type="checkbox"/> Standard tray holder (does not include tray)	V0070.0025			77.2041.00
<input type="checkbox"/> Large tray holder (does not include tray)	V0070.0026			77.2042.00
<input type="checkbox"/> No tray holder	V0070.0001			
<b>Trays</b>				
<input type="checkbox"/> Standard tray (up to a quantity of three)	V0573.0001			043.001.00
<input type="checkbox"/> Large tray (up to a quantity of three)	V0573.0002			043.006.00
<b>Quick Disconnect Choices</b> (QDs not available if you choose "Worksurface only" option)				
<input type="checkbox"/> QD for air	V0003.0008			90.1098.00
<input type="checkbox"/> QD for self-contained water system	V0003.0009			90.1097.00

## LEGEND

- A** = Price reflects retail price adjustment to change from standard to optional feature
- C** = Requires control block position
- D** = Requires control module space
- E** = Requires access to 300-watt power supply
- F** = Requires access to power supply
- G** = Requires intraoral light source
- H** = Requires A-dec USB 2.0 powered hub
- I** = Control module can be mounted in the chair or delivery system
- K** = Requires access to 25-watt power supply



Estimated shipping weight: 89 lb (40 kg)



# 545sta 12 O'Clock Assistant's Instrumentation

Availability Varies by Region: Contact Customer Service for Details

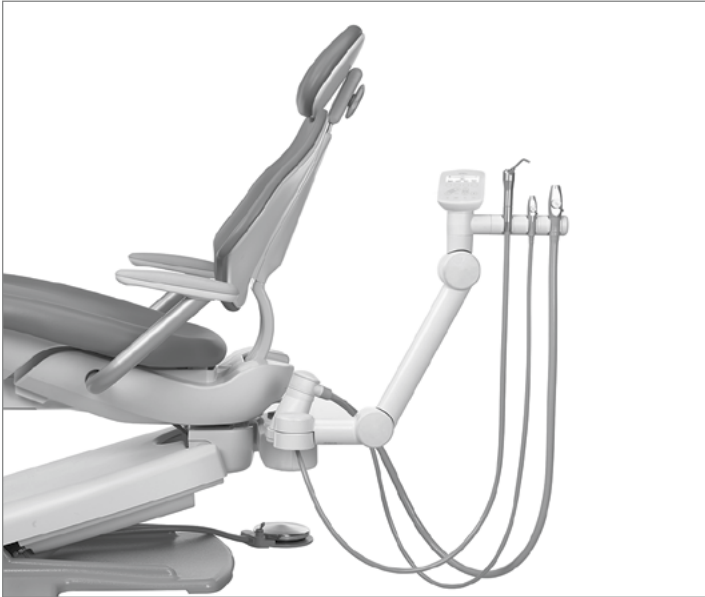
ASSISTANT'S INSTRUMENTATION CHOICES continued	CONFIGURED PART NUMBER	PRICE	TOTAL	ITEM PART NUMBER
<b>Power Supply Choices</b>				
300-watt power supply				
<input type="checkbox"/> 100V	V0060.0005			43.0259.00
<input type="checkbox"/> 120V	V0060.0006			43.0260.00
<input type="checkbox"/> 240V	V0060.0007			43.0261.00
25-watt power supply				
<input type="checkbox"/> 100V	V0060.0011			28.1479.00
<input type="checkbox"/> 120V	V0060.0010			28.1480.00
<input type="checkbox"/> 240V	V0060.0009			28.1481.00
<input type="checkbox"/> Power supply connector kit Required to connect 545sta to A-dec 311/411/511 chair power supplies manufactured after June 2023	V0060.0016			77.2245.00
<input type="checkbox"/> Power supply connector kit Required to connect 545sta to A-dec 311/411 chair power supplies manufactured June 2023 or earlier	V0060.0025			77.2293.00
<input type="checkbox"/> Power supply connector kit Required to connect 545sta to A-dec 511 (version A) or (version B) chair power supplies manufactured June 2023 or earlier	V0060.0026			77.2294.00
<input type="checkbox"/> Shut-off valve, threaded	V0062.0003			026.158.00
<input type="checkbox"/> Worksurface only, no assistant's instrumentation	V0404.0002			-
<b>Touchpad Choices</b>				
<input type="checkbox"/> Assistant's Control Pad 5 (CP5) <b>K</b>	V0007.0005			90.1902.00
<b>Autoclavable Syringe</b>				
<input type="checkbox"/> Assistant's QD syringe	V0105.0044			23.1374.00
<input type="checkbox"/> Assistant's warm water QD syringe <b>E</b>	V0105.0004			23.1294.01
<input type="checkbox"/> No syringe	V0105.0042			-
<b>Curing Light Module <b>D</b> <b>E</b></b>				
<b>A-dec Manufacturing Partner Acteon</b>				
<input type="checkbox"/> Holder only	V0462.0001			99.0653.03
<input type="checkbox"/> Mini LED curing light handpiece, control module, and tubing Requires holder	V0004.0014			54.0291.00
<b>Holder Choices</b>				
<input type="checkbox"/> Auto-electric holders If selected with additional HVE, dual turret is required	V0402.0002			-
<input type="checkbox"/> Dual turret configuration	V0403.0001			-
<input type="checkbox"/> Large bore 15 mm HVE	V0200.0002			-
<input type="checkbox"/> Durr Universal III Cannulas (qty 20)	V0575.0001			-
Additional HVE and holder				
<input type="checkbox"/> 11 mm	V0087.0007			-
<input type="checkbox"/> 15 mm	V0087.0006			-
Choose one:				
<input type="checkbox"/> Flex-holder for syringe or SE; non-active	V0005.0007			99.0705.01
<input type="checkbox"/> Flex-holder for standard 11 mm HVE; non-active	V0005.0001			99.0706.01
<input type="checkbox"/> Flex-holder for large bore 15 mm HVE; non-active	V0005.0002			99.0707.01
<input type="checkbox"/> Water bottle mount (RH)	V0572.0003			90.1805.00
<input type="checkbox"/> Water bottle mount (LH)	V0572.0002			90.1828.00
<input type="checkbox"/> Remote stainless steel floor box with cover and 7' (2,134 mm) umbilical	V0040.0014			41.1490.01
Assistant's instrumentation choices subtotal			\$	
Subtotal of all sections			\$	
Quantity			x	
<b>Grand Total</b>			<b>\$</b>	

# 551sta Assistant's Instrumentation

Availability Varies by Region: Contact Customer Service for Details



A-dec 511 chair shown with A-dec 551sta long assistant's arm, single 3-position holder, HVE, and optional QD syringe



A-dec 411 chair shown with A-dec 551sta short assistant's arm, single 3-position holder, HVE, and optional QD syringe

## STANDARD FEATURES

- White color with gray accents
- Standard Assistant's Control Pad 5 (CP5)
- Control pad designed to be used as a handle for easy positioning of the assistant's arm
- Maximized vacuum flow
- 11 mm high-volume evacuator (HVE) and saliva ejector (SE)
- Three common connection ports for SE and HVE
- Solids collector mounted on support link
- Mounts to A-dec 511, 411, 311, or Performer eVo dental chair

## LONG ARM

- Vertical and horizontal adjustments

## SHORT ARM

- Horizontal adjustments

NOTE: Assistant's Instrumentation purchased without a chair-mounted delivery system requires a floor box and utilities. If a self-contained water system is desired, then you must order a lower support arm and support center or a remote mount water bottle kit (p/n 14.0471.00).

NOTE: The A-dec 551sta assistant's Instrumentation is not compatible with the A-dec 362 support center when mounted to the A-dec 511, 411, 311, or Performer eVo chair.

NOTE: A-dec does not recommend the 500 support link for 500B chair systems.



Long arm



Short arm



Support link



# 551sta Assistant's Instrumentation

Availability Varies by Region: Contact Customer Service for Details

ASSISTANT'S INSTRUMENTATION CHOICES	CONFIGURED PART NUMBER	PRICE	TOTAL	ITEM PART NUMBER
551sta Rear-mount adjustable arm	V0195.0271			-
<b>Arm Style</b>				
<input type="checkbox"/> Short arm	V0030.0001			-
<input type="checkbox"/> Long arm	V0030.0004			-
Stand alone utilities for post-mount water bottle kit (with 3' umbilical):				
<input type="checkbox"/> For 511 chair	V0071.0007			41.1519.00
<input type="checkbox"/> For 411, 311, or Performer eVo chair				41.1521.00
<input type="checkbox"/> Umbilical extension - 10' (3,048 mm):	V0117.0001			41.1483.01
<input type="checkbox"/> Shut-off valve, threaded (x2)	V0062.0006			026.158.00
<b>Syringe Choices</b>				
<input type="checkbox"/> Assistant's QD syringe	V0105.0044			23.1374.00
<input type="checkbox"/> Assistant's warm water QD syringe <b>E</b>	V0105.0004			23.1306.01
<input type="checkbox"/> No syringe	V0105.0042			-
<b>Curing Light Module <b>E</b> <b>I</b></b>				
<b>A-dec Manufacturing Partner Acteon</b>				
<input type="checkbox"/> Holder only	V0462.0001			99.0653.03
<input type="checkbox"/> Mini LED curing light handpiece, control module, and tubing Requires holder	V0004.0014			54.0291.00
<b>Holder Choices</b>				
<input type="checkbox"/> Auto-electric holders If selected with additional HVE, dual turret is required	V0402.0002			-
<input type="checkbox"/> Dual turret configuration	V0403.0001			-
<input type="checkbox"/> Large bore 15 mm HVE	V0200.0002			-
<input type="checkbox"/> Dürer Universal III Cannulas (qty 20)	V0575.0001			-
Additional HVE and holder				
<input type="checkbox"/> 11 mm	V0087.0007			-
<input type="checkbox"/> 15 mm	V0087.0006			-
<input type="checkbox"/> Support link For 511/411/311 chairs without 461 support center and cuspidor	V0090.0002			77.1256.00
<input type="checkbox"/> Master toggle kit	V0113.0001			90.1088.01
Assistant's instrumentation choices subtotal			\$	
Quantity			x	
<b>Grand Total</b>			\$	

## LEGEND

- A** = Price reflects retail price adjustment to change from standard to optional feature
- C** = Requires control block position
- D** = Requires control module space
- E** = Requires access to 300-watt power supply
- F** = Requires access to power supply
- G** = Requires intraoral light source
- H** = Requires A-dec USB 2.0 powered hub
- I** = Control module can be mounted in the chair or delivery system
- K** = Requires access to 25-watt power supply



# A-dec 400 System

## **Chair**

40 411 Dental Chair

## **Cuspidor and Support Center**

42 461 Cuspidor and Support Center





# A-dec 400 Radius System

## Back **B**

Products that are connected to the back mount of the chair.



461 support center/cuspidor (shown)



551sta assistant's instrumentation (shown with 461, compatible with or without cuspidor)



351 assistant's instrumentation (not compatible with cuspidor)



## Front **F**

Products that are connected to the front mount of the chair.

### Dual Mount Choices



332pro Traditional delivery system (shown)



333pro Continental delivery system



336pro Traditional delivery system



572L dental light (shown)



372L dental light



382 monitor mount with optional handle


### Light Post Monitor Options



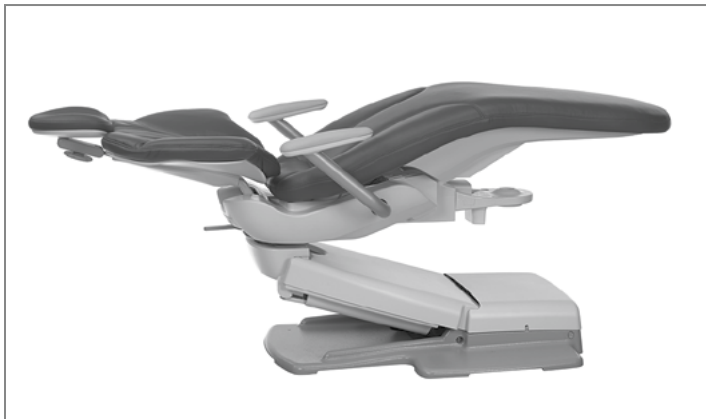
381 monitor mount with optional handle (mounts to light post)



482 monitor mount with optional handle (mounts to light post as shown)



A-dec 411 dental chair shown with formed upholstery



A-dec 411 dental chair shown with sewn upholstery

## STANDARD FEATURES

- Dual-articulating gliding headrest
- Ultra-thin 1.25" (32 mm) flexible backrest\*
- 2-position armrests
- Hybrid drive system (electromechanical back, hydraulic base)
- Chair swivels 60° (30° each side of center)
- Integrated 300-watt power supply
- Chair adapter for single or dual front mounting of A-dec 300 delivery system, A-dec dental light, and/or Monitor
- UL rated to 400 lb (181 kg) maximum patient load\*\*
- Range:  
Low point: 13.75" (349 mm)\*\*\*  
High point 31.5" (800 mm)

NOTE: Chair requires touchpad or footswitch to operate.

NOTE: \*Based on formed upholstery.

NOTE: \*\* Load rating is based on UL requirement of 4X (1600 lb/725 kg) overload static testing.

NOTE: \*\*\* Low point: 14.75" (375 mm) when dual mounting.



Locking knob headrest



Lever release headrest

## UPHOLSTERY COLOR CHOICES

### Formed

- Amethyst
- Black
- Carbon
- Driftwood
- Hazelnut
- Indigo
- Lemongrass
- Sapphire
- Sky Blue
- Tawny

### Sewn

- Almond
- Apricot
- Arctic
- Arugula
- Bayou
- Cave
- Chamois
- Charcoal
- Curry
- Cyan

- Diplomat Blue
- Ebony
- Fuchsia
- Granite
- Lapis
- Pacific
- Papyrus
- Parrot
- Pecan
- Plum

- Poseidon
- Red
- Riviera
- Sable
- Sassy
- Schooner
- Sky
- St. John
- Timberwolf
- Vivid Punch



Estimated shipping weight: 410 lb (186 kg)  
10 Amp maximum



# 411 Dental Chair

CHAIR CHOICES	CONFIGURED PART NUMBER	PRICE	TOTAL	ITEM PART NUMBER
A-dec 411 chair without upholstery <input type="checkbox"/> 100V <input type="checkbox"/> 120V <input type="checkbox"/> 240V	V0195.0083			-
<b>Upholstery Choices</b>				
<input type="checkbox"/> Formed upholstery	V0075.0014			-
<input type="checkbox"/> Sewn upholstery	V0075.0013			-
<b>Headrest Choices</b>				
<input type="checkbox"/> Locking knob	V0035.0002			-
<input type="checkbox"/> Lever release	V0035.0001			90.1091.01
<input type="checkbox"/> Programmable footswitch	V0042.0002			62.0163.01
<b>Floor box choices</b>				
<input type="checkbox"/> None**	V0040.0002			-
<input type="checkbox"/> Contoured	V0040.0001			41.1506.01
Chair choices subtotal			\$	
Quantity			x	
<b>Grand Total</b>			\$	

CHAIR ACCESSORIES	PART NUMBER	PRICE
<input type="checkbox"/> A-dec Dental Booster Seat, Ebony*	62.1311.77	
<input type="checkbox"/> A-dec Dental Booster Seat, Parrot*	62.1311.96	
<b>Occupancy Sensor</b>		
<input type="checkbox"/> A-dec chair occupancy sensor kit*** Includes sensor, cover, fasteners, and a connection cable	90.2150.00	
<b>IV Armboard</b>		
<input type="checkbox"/> A-dec IV Armboard Availability Varies by Region: Contact Customer Service for Details	90.2165.00	

NOTE: \*Special-order colors available at an additional upcharge to match any A-dec dental chair.

NOTE: \*\*Order chair with no floor box when ordering the A-dec Maintain integrated DUWL treatment system on the delivery system being mounted to the chair.

NOTE: \*\*\*Requires universal chair board and A-dec+ connectivity.

# 461 Cuspidor and Support Center



A-dec 461 cuspidor and support center

## STANDARD FEATURES

### Support Center

- White color with gray accents
- Mounts to A-dec 511, A-dec 411, A-dec 311, or Performer eVo dental chairs
- Support link and support arm
- Back mount Radius hub for easy left/right conversion
- Accommodates amalgam separator

### Cuspidor

- Vitreous china bowl with bowl screen
- Accommodates large tumbler
- Rotates +/- 45°
- Programmable cup fill and bowl rinse timers

NOTE: Master toggle and cup fill water bottle are only necessary if cuspidor is on a chair without a chair-mounted delivery system.

CUSPIDOR AND SUPPORT CENTER CHOICES	CONFIGURED PART NUMBER	PRICE	TOTAL	ITEM PART NUMBER
A-dec 461 support center	V0195.0089			-
Cuspidor	V0111.0011			-
Stand alone utilities for post-mount water bottle kit (with 3' umbilical)* <input type="checkbox"/> For 511 chair <input type="checkbox"/> For 411, 311, or Performer eVo chair	V0100.0001 V0100.0003			41.1519.00 41.1521.00
<input type="checkbox"/> Master toggle kit Requires utilities for post-mount water bottle kit (with 3' umbilical)	V0113.0001			90.1088.01
<input type="checkbox"/> Umbilical extension - 10' (3,048 mm) Requires utilities for post-mount water bottle kit (with 3' umbilical)	V0117.0001			41.1483.01
<input type="checkbox"/> Shut-off valve, threaded (x2)	V0062.0006			026.158.00
<input type="checkbox"/> Additional cup fill water bottle**	V0116.0001			14.0464.02
Cuspidor and support center choices Subtotal			\$	
Quantity			x	
<b>Grand Total</b>			<b>\$</b>	

NOTE: \*Order support system with no stand alone utility kit when ordering the A-dec Maintain integrated DUWL treatment system on the delivery system being mounted to the chair.

NOTE: \*\*Required when ordered without chair mounted delivery system.

OPTIONAL MOUNTING HARDWARE	PART NUMBER	PRICE	TOTAL
Hub and spacer kit***	90.1422.00		

NOTE: \*\*\*To achieve full range of motion on a single-mount light or Radius monitor mount used with a 461 support center, order the hub and spacer kit (90.1422.00)



Estimated shipping weight:  
66 lb (30 kg)  
UPS shipping available

# A-dec 300 System

## Chair

48 311 Dental Chair

## Delivery

### 300 Pro Delivery

50 Control Pad Options  
52 333pro/335pro Continental Delivery Systems  
56 332pro/334pro/336pro Traditional  
Delivery Systems  
60 341pro 12 O'Clock Duo Delivery System  
65 342pro Side Delivery System

### Legacy 300 Delivery

69 Control Pad Options  
70 333/335 Continental Delivery Systems  
74 332/334/336 Traditional Delivery Systems  
78 342 Side Delivery System

### Assistant's Instrumentation/Support

81 351 Assistant's Instrumentation  
82 352 Assistant's Instrumentation  
83 353 Assistant's Instrumentation  
84 362/363 Cuspidor and Support Center





## DELIVERY SYSTEM CHOICES



Dynamic Screen 5 (DS5)



Control Pad 5i



Control Pad 5



Standard touchpad

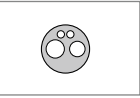


Lever foot control

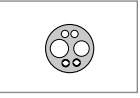


Disc foot control

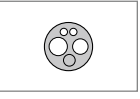
### Tubing options:



4-hole **E**



6-pin  
fiber-optic **E**



5-hole fiber-optic  
with bulb **E**



KaVo KL 703 LED electric motor



A-dec NSK NLZ electric motor




A-dec XC10 electric motor



Midwest Power Lux motor  
(supports integrated apex locator)



Autoclavable warm water syringe



Satelec Mini LED curing light



Acteon C20 intraoral camera  
handpiece only



Satelec Newtron Slim B.LED ultrasonic  
handpiece



Satelec Newtron Slim  
ultrasonic handpiece



Cavitron Steri-Mate ultrasonic  
handpiece




Cavitron Steri-Mate 360  
ultrasonic handpiece



A-dec relay module



Brake handle kit



A-dec USB 2.0 powered hub

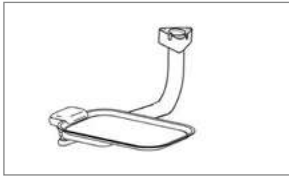


A-dec USB 2.0 redriver

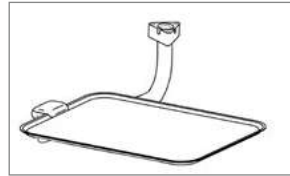


A-dec Chair Occupancy  
Sensor kit

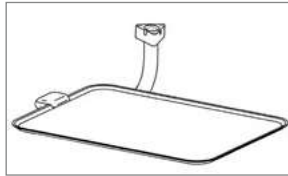
## TRAY HOLDER CHOICES



Bottom-mount tray holder, small  
(333pro/335pro)



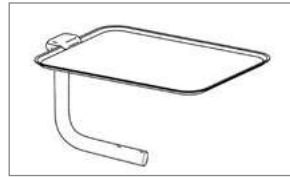
Bottom-mount tray holder, standard  
(333pro/335pro)



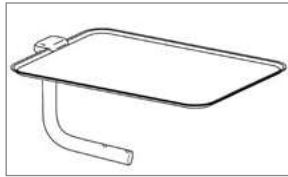
Bottom-mount tray holder, large  
(333pro/335pro)



Side-mount tray holder, small  
(332pro/334pro/334pro/335pro/  
336pro/342pro)

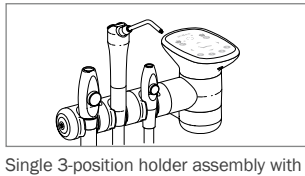


Side-mount tray holder, standard  
(332pro/333pro/334pro/335pro/  
336pro/342pro)

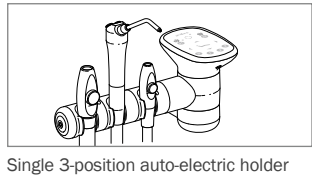


Side-mount tray holder, large  
(332pro/333pro/334pro/335pro/  
336pro/342pro)

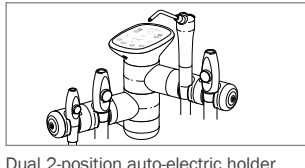
## ASSISTANT'S CHOICES (FOR 351, 352, 353)



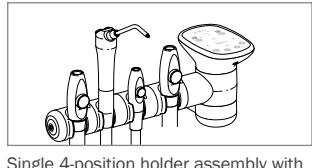
Single 3-position holder assembly with  
optional touchpad



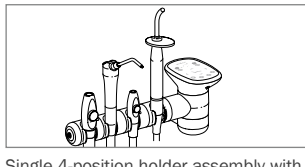
Single 3-position auto-electric holder  
assembly with 11 or 15 mm HVE, QD  
syringe, SE, and standard touchpad



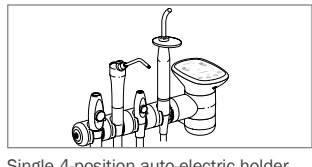
Dual 2-position auto-electric holder  
assembly with 11 or 15 mm HVE,  
QD syringe, SE, and standard  
touchpad



Single 4-position holder assembly with  
dual HVE and optional touchpad



Single 4-position holder assembly with  
curing light and optional touchpad



Single 4-position auto-electric holder  
assembly with 11 or 15 mm HVE, QD  
syringe, SE, curing light, and standard  
touchpad

# A-dec 300 Radius System

Availability Varies by Region: Contact Customer Service for Details

## Back **B**

Products that are connected to the back mount of the chair.



461 support center/  
cuspidor



551sta assistant's  
instrumentation  
(shown with 461, compatible  
with or without 461 cuspidor)



351 assistant's  
instrumentation (not  
compatible with 461  
cuspidor)



## Front **F**

Products that are connected to the front mount of the chair.

### Dual Mount Choices



332pro Traditional delivery system  
(shown)



333pro Continental delivery system



336pro Traditional delivery system



332 Traditional delivery system



333 Continental delivery system



336 Traditional delivery system



Items shown on this page may also be compatible with 411 and 511 (version B) chairs. See model-specific pages for more information.

### Light Post Monitor Options



572L dental light



372L dental light (shown)



382 monitor mount with optional  
handle



381 monitor mount with optional  
handle (mounts to light post)



482 monitor mount with optional  
handle (mounts to light post, as shown)

# A-dec 300 Dedicated Left-Right System

Availability Varies by Region: Contact Customer Service for Details

## Side

Products that are connected to the side mount of the chair. Left or right option is available.



362 post-mounted support center with cuspidor or without cuspidor (shown)



334pro Traditional delivery system (shown)



335pro Continental delivery system



334 Traditional delivery system



335 Continental delivery system



352 telescoping assistant's instrumentation (shown)



353 cuspidor-mounted assistant's instrumentation



571L dental light



371L dental light (shown)



381 monitor mount with optional handle (mounts to light post)



482 monitor mount with optional handle (mounts to light post)



Items shown on this page may also be compatible with 411 and 511 (version B) chairs. See model-specific pages for more information.

# A-dec 300 Dedicated Left-Right System

(Pedestal System)

Availability Varies by Region: Contact Customer Service for Details

## Side **S**

Products that are connected to the side-mount of the chair. Left or right option is available.



363 post-mounted support center with cuspidor (shown) or without cuspidor



334pro Traditional delivery system



335pro Continental delivery system (shown)



334 Traditional delivery system



335 Continental delivery system



352 telescoping assistant's instrumentation (shown)



353 cuspidor-mounted assistant's instrumentation



571L dental light



371L dental light (shown)



381 monitor mount with optional handle (mounts to light post)



482 monitor mount with optional handle (mounts to light post)





A-dec 311 dental chair shown with formed upholstery



A-dec 311 Radius dental chair with sewn upholstery

## STANDARD FEATURES

- Dual-articulating gliding headrest
- Ultra-thin 1.25" (32 mm) flexible backrest\*
- 2-position armrests
- Hybrid drive system (electromechanical tilt, hydraulic base)
- Integrated 300-watt power supply
- Chair adapter for single or dual front mounting of A-dec 300 delivery system, A-dec dental light, and/or monitor
- Accepts dedicated left or right Pedestal or Radius equipment modules
- UL rated to 400 lb (181 kg) maximum patient load\*\*
- Range:  
Low point: 13.75" (349 mm)\*\*\*  
High point: 31.5" (800 mm)

NOTE: Chair requires touchpad or footswitch to operate.

NOTE: \*Based on formed upholstery.

NOTE: \*\*Load rating is based on UL requirement of 4X (1600 lb/725 kg) overload static testing.

NOTE: \*\*\*Low point: 14.75" (375 mm) when dual mounting



A-dec 311 dental chair without armrests

## UPHOLSTERY COLOR CHOICES

### Formed

- Amethyst
- Black
- Carbon
- Driftwood
- Hazelnut
- Indigo
- Lemongrass
- Sapphire
- Sky Blue
- Tawny

### Sewn

- Almond
- Apricot
- Arctic
- Arugula
- Bayou
- Cave
- Chamois
- Charcoal
- Curry
- Cyan

- Diplomat Blue
- Ebony
- Fuchsia
- Granite
- Lapis
- Pacific
- Papyrus
- Parrot
- Pecan
- Plum

- Poseidon
- Red
- Riviera
- Sable
- Sassy
- Schooner
- Sky
- St. John
- Timberwolf
- Vivid Punch



Estimated shipping weight: 401 lb (182 kg)  
10 Amp maximum



# 311 Dental Chair

CHAIR CHOICES	CONFIGURED PART NUMBER	PRICE	TOTAL	ITEM PART NUMBER
A-dec 311 chair without upholstery <input type="checkbox"/> 100V <input type="checkbox"/> 120V <input type="checkbox"/> 240V	V0195.0016			-
<b>Upholstery Choices</b>				
<input type="checkbox"/> Formed upholstery	V0075.0014			-
<input type="checkbox"/> Sewn upholstery	V0075.0013			-
<input type="checkbox"/> Less armrests	V0083.0003			-
<input type="checkbox"/> Programmable footswitch	V0042.0002			62.0163.01
<b>Floor Box Choices</b>				
<input type="checkbox"/> None**	V0040.0002			-
<input type="checkbox"/> Contoured	V0040.0001			41.1540.00
Chair choices subtotal			\$	
Quantity			x	
<b>Grand Total</b>			\$	

CHAIR ACCESSORIES	PART NUMBER	PRICE
<input type="checkbox"/> A-dec Dental Booster Seat, Ebony*	62.1311.77	
<input type="checkbox"/> A-dec Dental Booster Seat, Parrot*	62.1311.96	
<b>Occupancy Sensor</b>		
<input type="checkbox"/> A-dec chair occupancy sensor kit*** Includes sensor, cover, fasteners, and a connection cable	90.2150.00	
<b>IV Armboard</b>		
<input type="checkbox"/> A-dec IV Armboard Availability Varies by Region: Contact Customer Service for Details	90.2165.00	

NOTE: \*Special-order colors available at an additional upcharge to match any A-dec dental chair.

NOTE: \*\*Order chair with no floor box when ordering the A-dec Maintain integrated DUWL treatment system on the delivery system being mounted to the chair.

NOTE: \*\*\*Requires universal chair board and A-dec+ connectivity.

# 300 Pro Control Pad Options

Availability Varies by Region: Contact Customer Service for Details



A-dec Dynamic Screen 5 (DS5)



A-dec 300 Control Pad 5 (CP5)



A-dec 300 Control Pad 5i (CP5i)

## A-DEC DS5 TOUCHSCREEN FEATURES

- Access to A-dec+ connectivity (standard)
  - Enables multiple features from synced multi-user settings and software updates to A-dec+ intercom
- Advanced responsive surface with 5" durable glass screen
- Intuitive user interface
- Capacitive 5" touchscreen with gloved or ungloved scrolling options
- Electric handpiece integration
  - WaveOne (Midwest Power Lux)
  - Reciproc (Midwest Power Lux)
  - TF Adaptive (KaVo KL 703)
- Supports integrated apex locator option
- Adaptive chair preset icons
- Configurable activity-specific memory preset buttons (define up to four presets per function)
- Customizable timers for time-sensitive procedures
- Four programmable preset flush timers to automate waterline maintenance flush between patients
- Drip-control vaporizer
- First-out logic disables a second handpiece from operating

## A-DEC 300 CONTROL PAD 5 FEATURES

- Smooth, impact-resistant glass
- Adaptive chair preset icons
- Scaler integration capability
- Four adjustable timers
- Chair, light, and cuspidor controls
- Access to A-dec+ connectivity with A-dec+ Gateway
  - A-dec+ connectivity enables multiple features from synced multi-user settings to A-dec+ intercom

## A-DEC 300 CONTROL PAD 5i FEATURES

All CP5 capabilities, plus:

- Electric handpiece integration
  - WaveOne (Midwest Power Lux)
  - Reciproc (Midwest Power Lux)
  - TF Adaptive (KaVo KL 703)
- Multi-user settings
- Timed handpiece flush
- Drip-control coolant vaporizer
- USB pass-through port



## A-DEC 300 STANDARD TOUCHPAD FEATURES

- Available on A-dec 300 assistant's instrumentation only
- Four programmable chair position buttons
- Dental light button with high and composite/cure safe settings
- Cuspidor bowl rinse and cup fill buttons

## HELPFUL TIPS FOR DELIVERY SYSTEM CONFIGURATION

### THE CONTROL HEAD CONTAINS:

- Space for up to three clinical product control modules
- Control block with optional four block positions

### IMPORTANT:

When selecting handpieces, use a mix of control block positions and spaces for up to three ancillary control modules. The combination of handpieces cannot exceed the number of available control module spaces (up to three) or block positions (four). Since control module spaces dictate the choice of handpieces, it is easier to start the handpiece configuration by considering the most critical applications and determining how many control module spaces are required.

## A-DEC+ GATEWAY



- Provides CP5 and CP5i access to the A-dec+ platform, including remote diagnostics and analytics for the 300 Pro platform
- Provides basic fleet and asset management for large multi-clinic dental groups
- Enables over-the-network software updates
- Capable of Wi-Fi, bluetooth, and direct Ethernet connectivity





# 333pro/335pro Continental Delivery Systems

Availability Varies by Region: Contact Customer Service for Details



A-dec 333pro Radius-mount Continental delivery system shown with QD syringe, handpiece tubings, and Dynamic Screen 5 (DS5)

## STANDARD FEATURES

- Balanced flexarm with air brake
- Supports left- or right-handed dentistry
- Three-position or optional four-position handpiece control block
- Autoclavable quick-disconnect (QD) syringe
- Control head accommodates two ancillary control modules
- 15' (4,572 mm) USB 2.0 cable from control head to chair
- Radius-mounted systems include self-contained water system with QD 2-liter water bottle
- Adjustable air coolant
- Individually adjustable water coolant

NOTE: Four-position handpiece control block required with Control Pad 5i (CP5i)

NOTE: A-dec 362 or 363 support center required when ordering an A-dec 334pro or 335pro delivery system.

NOTE: When left-hand configuration option is selected, the configuration will be a mirror image of the standard, right-hand configuration.

NOTE: Floor Box ordered with chair. Included only with A-dec 362 2" support center.

NOTE: Water bottle for A-dec 334pro or 335pro is included in the A-dec 362 or 363 support center.



A-dec 335pro support-mount Continental delivery system shown with QD syringe, handpiece tubings and Dynamic Screen 5 (DS5)

## MOUNTING CHOICES

- Radius chair mounted
  - Available on A-dec 311, A-dec 411, and A-dec 511 chairs
  - Available as a replacement delivery system on older A-dec 511 (version A) chairs
  - Left/right delivery system
- Support center mounted
  - Available on A-dec 311, A-dec 411, and A-dec 511 chairs
  - Available as a replacement delivery system on older A-dec 511 (version A) chairs
  - Dedicated left or right delivery system

DELIVERY SYSTEM BASE CHOICES continued on next page	CONFIGURED PART NUMBER	PRICE	TOTAL	ITEM PART NUMBER
<input type="checkbox"/> 333pro Radius without control pad	V0195.0292			-
<input type="checkbox"/> 335pro Support mount without control pad Requires A-dec 362 or 363 support center	V0195.0294			-
<b>Mounting Style</b>				
<input type="checkbox"/> A-dec 311 Radius mount for 333pro	V0055.0038			-
<input type="checkbox"/> A-dec 411 Radius mount for 333pro	V0055.0009			-
<input type="checkbox"/> A-dec 362 support center mount for 335pro	V0055.0040			-
<input type="checkbox"/> A-dec 363 support center mount for 335pro	V0055.0039			-
A-dec 511 (version A) Radius mount for 333pro	V0055.0069			-
<input type="checkbox"/> Chairs manufactured April 2011 and prior	V0055.0070			-
<input type="checkbox"/> Chairs manufactured May 2011 to present				
<input type="checkbox"/> A-dec 511 (version B) Radius mount for 333pro	V0055.0072			-



Estimated shipping weight: 55 lb (25 kg)



# 333pro/335pro Continental Delivery Systems

Availability Varies by Region: Contact Customer Service for Details

DELIVERY SYSTEM BASE CHOICES continued						CONFIGURED PART NUMBER	PRICE	TOTAL	ITEM PART NUMBER				
<b>Tray Holder</b>													
<input type="checkbox"/> Small bottom mount (does not include tray)						V0070.0022			77.2070.00				
<input type="checkbox"/> Standard bottom mount (does not include tray)						V0070.0017			77.2071.00				
<input type="checkbox"/> Large bottom mount (does not include tray)						V0070.0018			77.2072.00				
<input type="checkbox"/> Small side mount (does not include tray)						V0070.0023			77.2067.00				
<input type="checkbox"/> Standard side mount (does not include tray)						V0070.0016			77.2068.00				
<input type="checkbox"/> Large side mount (does not include tray)						V0070.0019			77.2069.00				
<b>Trays</b>													
<input type="checkbox"/> Standard tray (up to a quantity of three)						V0573.0001			043.001.00				
<input type="checkbox"/> Large tray (up to a quantity of three)						V0573.0002			043.006.00				
<input type="checkbox"/> Second brake handle kit						V0080.0001			90.1281.00				
<input type="checkbox"/> Moisture separator (333pro only)						V0156.0001			41.1477.01				
<input type="checkbox"/> A-dec Maintain integrated DUWL treatment system (333pro only) Includes large floor box and waterline kit components Order A-dec Maintain solution (p/n: 91.0066.00) and A-dec Maintain test strips (p/n: 91.0067.00) separately						V0635.0001			41.1622.00				
<input type="checkbox"/> Shut-off valve, threaded (333pro only)						V0062.0003			026.158.00				
<b>Control Pad</b>													
<input type="checkbox"/> Control Pad 5 (CP5)						V0036.0014			90.1843.00				
<input type="checkbox"/> Control Pad 5i (CP5i)						V0036.0015			90.1844.00				
<input type="checkbox"/> Dynamic Screen 5 (DS5) Includes QVIOLS and access to A-dec+ connectivity						V0036.0021			77.2544.00				
<input type="checkbox"/> No Control Pad						V0036.0019			-				
<input type="checkbox"/> A-dec+ Gateway Required for CP5 and CP5i to access A-dec+ connectivity						V0629.0002			43.0531.00				
<b>Foot Control Choices</b>													
<input type="checkbox"/> Disc foot control with CP5 or no control pad Wet/dry foot control						V0041.0003			38.1834.00 <small>(333pro)</small>				
									38.1821.00 <small>(335pro)</small>				
<input type="checkbox"/> Disc foot control with CP5i or DS5 Wet/dry foot control with chip blower/accessory button						V0041.0008			38.1944.00 <small>(333pro)</small>				
									38.1944.02 <small>(335pro)</small>				
<input type="checkbox"/> Disc foot control with CP5 <b>A</b> Wet/dry foot control with chip blower/accessory button						V0041.0002			38.1862.00 <small>(333pro)</small>				
									38.1838.00 <small>(335pro)</small>				
<input type="checkbox"/> Lever foot control with CP5i or DS5 <b>A</b> Wet/dry foot control with chip blower/accessory button						V0041.0007			38.1945.00 <small>(333pro)</small>				
									38.1945.02 <small>(335pro)</small>				
<input type="checkbox"/> Lever foot control with CP5 or no control pad <b>A</b> Wet/dry foot control with chip blower/accessory button						V0041.0007			38.1871.00 <small>(333pro)</small>				
									38.1871.02 <small>(335pro)</small>				
<input type="checkbox"/> Euro-style foot control conversion kit Available when ordering 300 Pro delivery configured with CP5 or without a control pad						V0079.0001			38.0825.00				
Delivery system base choices subtotal								\$					
<b>DOCTOR'S CHOICES continued on next page</b>						<b>HANDPIECE POSITION</b>		<b>CONFIGURED PART NUMBER</b>	<b>PRICE</b>	<b>TOTAL</b>	<b>ITEM PART NUMBER</b>		
						0	1	2	3	4			
<input type="checkbox"/> Left-hand configuration											V0128.0002		-
<input type="checkbox"/> Quad-voltage intraoral light source Required for handpieces requiring a light source, Included with DS5											V0086.0003		90.1168.00
<input type="checkbox"/> Additional control block position Required with CP5i, required with DS5											V0101.0006		-
<input type="checkbox"/> Additional whip assembly											V0102.0005		77.1830.00
<b>Syringe Choices</b>													
QD syringe						<input type="checkbox"/>	-	-	-	-	V0267.0005		23.1373.00
Warm water QD syringe <b>F H A</b>						<input type="checkbox"/>	-	-	-	-	V0267.0004		23.1291.01



# 333pro/335pro Continental Delivery Systems

Availability Varies by Region: Contact Customer Service for Details

DOCTOR'S CHOICES continued on next page	HANDPIECE POSITIONS					CONFIGURED PART NUMBER	PRICE	TOTAL	ITEM PART NUMBER
	0	1	2	3	4				
Air-driven Silicone Handpiece Tubing									
4-hole <b>B</b>	-	<input type="checkbox"/>	<input type="checkbox"/>	<input type="checkbox"/>	<input type="checkbox"/>	V0267.0002			98.1162.00
6-pin <b>B I</b>	-	<input type="checkbox"/>	<input type="checkbox"/>	<input type="checkbox"/>	<input type="checkbox"/>	V0267.0001			98.1164.00
5-hole fiber-optic with bulb <b>B I</b>	-	<input type="checkbox"/>	<input type="checkbox"/>	<input type="checkbox"/>	<input type="checkbox"/>	V0267.0006			98.1163.00
Electric Motor Systems <b>B F H</b>									
<b>A-dec XC10 Electric Motor System</b>									
<input type="checkbox"/> Control module A-dec XC10 (2 positions maximum) Works with XC10 Motor						V0053.0012			54.1002.01
XC10 motor and tubing (non-CE version)	-	<input type="checkbox"/>	<input type="checkbox"/>	<input type="checkbox"/>	<input type="checkbox"/>	V0267.0124			54.1009.01
XC10 motor and tubing (CE version)	-	<input type="checkbox"/>	<input type="checkbox"/>	<input type="checkbox"/>	<input type="checkbox"/>	V0267.0126			54.1020.01
<b>A-dec Manufacturing Partner NSK</b>									
<input type="checkbox"/> Control module for NLZ (non-CE version)						V0053.0006			54.0601.01
<input type="checkbox"/> Control module for NLZ (CE version)						V0053.0011			54.0986.01
NLZ motor and tubing (non-CE version)	-	<input type="checkbox"/>	<input type="checkbox"/>	<input type="checkbox"/>	<input type="checkbox"/>	V0267.0089			54.0726.01
NLZ motor and tubing (CE version)	-	<input type="checkbox"/>	<input type="checkbox"/>	<input type="checkbox"/>	<input type="checkbox"/>	V0267.0121			54.1014.01
<b>A-dec Collaboration with KaVo</b> Availability Varies by Region: Contact Customer Service for Details									
<input type="checkbox"/> Control module EMC-703 (2 positions maximum) Works with KL 703 LED Motor						V0053.0009			54.0809.01
KL 703 LED Motor and tubing	-	<input type="checkbox"/>	<input type="checkbox"/>	<input type="checkbox"/>	<input type="checkbox"/>	V0267.0102			54.0846.01
<b>A-dec Collaboration with Midwest</b> Availability Varies by Region: Contact Customer Service for Details									
<input type="checkbox"/> Control module Power Lux (3 positions maximum) Works with Power Lux Motor						V0053.0013			54.0924.01
Power Lux motor and tubing	-	<input type="checkbox"/>	<input type="checkbox"/>	<input type="checkbox"/>	<input type="checkbox"/>	V0267.0130			54.1073.01
<input type="checkbox"/> Integrated apex locator Requires DS5, Includes all apex locator components						V0631.0001			54.1194.00
<input type="checkbox"/> MW Endo 6L handpiece Required with integrated apex locator						V0632.0004			54.1084.00
Curing Light Module <b>F H</b>									
<b>A-dec Manufacturing Partner Acteon</b>									
Mini LED curing light handpiece, control module, and tubing	-	<input type="checkbox"/>	<input type="checkbox"/>	<input type="checkbox"/>	<input type="checkbox"/>	V0267.0014			54.0291.00

## LEGEND

- A** = Price reflects retail price adjustment to change from standard to optional feature
- B** = Additional handpiece position required
- E** = Requires control block position
- F** = Requires control module space
- H** = Requires access to 300-watt power supply
- I** = Requires intraoral light source



# 333pro/335pro Continental Delivery Systems

Availability Varies by Region: Contact Customer Service for Details

DOCTOR'S CHOICES continued	HANDPIECE POSITIONS					CONFIGURED PART NUMBER	PRICE	TOTAL	ITEM PART NUMBER
	0	1	2	3	4				
<b>Ultrasonic Instrument Systems</b> <b>E F H</b>									
<b>A-dec Manufacturing Partner Acteon</b>									
Newtron Slim B.LED ultrasonic handpiece, control module, and tubing	-	<input type="checkbox"/>	<input type="checkbox"/>	<input type="checkbox"/>	<input type="checkbox"/>	V0267.0092			54.0582.00* + 54.0581.00
Newtron Slim ultrasonic handpiece, control module, and tubing	-	<input type="checkbox"/>	<input type="checkbox"/>	<input type="checkbox"/>	<input type="checkbox"/>	V0267.0094			54.0582.00* + 54.0580.00
Newtron Slim control module with tubing, no handpiece	-	<input type="checkbox"/>	<input type="checkbox"/>	<input type="checkbox"/>	<input type="checkbox"/>	V0267.0096			54.0582.00*
<input type="checkbox"/> Ultrasonic instrument tip kit						V0196.0001			54.0406.00
<b>A-dec Manufacturing Partner Dentsply Sirona</b> Built-in ultrasonic scaling system (G139) Availability Varies by Region: Contact Customer Service for Details									
Cavitron Steri-Mate 360 handpiece, control module, tubing, and insert tip	-	<input type="checkbox"/>	<input type="checkbox"/>	<input type="checkbox"/>	<input type="checkbox"/>	V0267.0078			-
Cavitron Steri-Mate handpiece, control module, tubing, and insert tip	-	<input type="checkbox"/>	<input type="checkbox"/>	<input type="checkbox"/>	<input type="checkbox"/>	V0267.0079			-
<b>Intraoral Camera Systems</b> <b>E H</b>									
<input type="checkbox"/> A-dec USB 2.0 powered hub Required in control head when supporting two USB devices						V0504.0001			90.1690.00
<input type="checkbox"/> A-dec USB 2.0 redriver Required in the floor box and also required in the control head unless a USB 2.0 powered hub is configured						V0504.0003			90.2105.00
<b>A-dec Manufacturing Partner Acteon</b>									
C20 tubing and cable, no handpiece	-	<input type="checkbox"/>	<input type="checkbox"/>	<input type="checkbox"/>	<input type="checkbox"/>	V0267.0128			54.0948.00
<input type="checkbox"/> C20 intraoral camera, handpiece only						V0043.0015			54.0950.00
Doctor's choices subtotal								\$	
<b>ADD-ONS</b>						<b>CONFIGURED PART NUMBER</b>	<b>PRICE</b>	<b>TOTAL</b>	<b>ITEM PART NUMBER</b>
<b>A-dec 360 Parts &amp; Performance</b>									
<input type="checkbox"/> Annual preventive maintenance kit for 300/500 delivery systems						V0598.0001			90.1835.00
<input type="checkbox"/> A-dec Flush Dock						V0634.0001			11.1419.00
Add-ons subtotal								\$	
Delivery system base choices subtotal								\$	
Doctor's choices subtotal								\$	
Subtotal for all sections								\$	
Quantity								x	
<b>Grand Total</b>								<b>\$</b>	

NOTE: \*Requires analog scaler connection kit (54.0923.01) for field installations.

Confirm there are a maximum of three control module spaces <b>F</b> used in the configuration.	<input type="checkbox"/>
Confirm there are a maximum of three block positions <b>E</b> used in the configuration. If four block positions are needed, choose the optional 4-position control block.	<input type="checkbox"/>

# 332pro/334pro/336pro Traditional Delivery Systems

Availability Varies by Region: Contact Customer Service for Details



A-dec 332pro Radius-mount Traditional delivery system shown with QD syringe (standard), handpiece tubings, and Dynamic Screen 5 (DS5)

## STANDARD FEATURES

- Balanced flexarm with air brake (332pro/334pro) or manual height adjustment (336pro)
- Can be configured for left- or right-handed dentistry
- Four handpiece holder positions
- Autoclavable quick-disconnect (QD) syringe
- Control head accommodates up to three ancillary control modules
- 15' (4,572 mm) USB 2.0 cable from control head to chair
- Radius-mounted systems include self-contained water system with QD 2-liter water bottle
- Adjustable air coolant
- Individually adjustable water coolant

NOTE: Four-position handpiece control block required with Control Pad 5i (CP5i)

NOTE: A-dec 362 or 363 support center required when ordering an A-dec 334 or 335 delivery system.

NOTE: When left-hand configuration option is selected, the configuration will be a mirror image of the standard, right-hand, configuration.

NOTE: Floor box ordered with chair. Included only with A-dec 362 support mount.

NOTE: Water bottle for A-dec 334pro or 335pro is included in the A-dec 362 or 363 support center.



A-dec 334pro support-mount Traditional delivery system shown with QD syringe (standard), handpiece tubings and Dynamic Screen 5 (DS5)

## MOUNTING CHOICES

- Radius chair mounted
  - Available on A-dec 311, A-dec 411, and A-dec 511 chairs
  - Available as a replacement delivery system on older A-dec 511 (version A) chairs
  - Left/right delivery system
- Support center mounted
  - Available on A-dec 311 (version A), A-dec 411, and A-dec 511 chairs
  - Available as a replacement delivery system on older A-dec 511 (version A) chairs
  - Dedicated left or right delivery system



A-dec 336pro Radius-mount Traditional delivery system with manual height adjustment, shown with QD syringe (standard), handpiece tubings, Dynamic Screen 5 (DS5), and saliva ejector

## Optional Saliva Ejector



Available on A-dec 336pro only

## LEGEND

- A** = Price reflects retail price adjustment to change from standard to optional feature
- B** = Additional handpiece position required
- D** = Deluxe touchpad required
- E** = Requires control block position
- F** = Requires control module space
- H** = Requires access to 300-watt power supply
- I** = Requires intraoral light source
- J** = Side exhausting Borden tubing



Estimated shipping weight: 61 lb (28 kg)



# 332pro/334pro/336pro Traditional Delivery Systems

Availability Varies by Region: Contact Customer Service for Details

DELIVERY SYSTEM BASE CHOICES	CONFIGURED PART NUMBER	PRICE	TOTAL	ITEM PART NUMBER
<input type="checkbox"/> 332pro Radius without control pad	V0195.0291			-
<input type="checkbox"/> 334pro Support mount without control pad Requires A-dec 362 or 363 support center	V0195.0293			-
<input type="checkbox"/> 336pro Radius without control pad	V0195.0295			-
<b>Mounting Style</b>				
<input type="checkbox"/> A-dec 311 Radius mount for 332pro/336pro	V0055.0038			-
<input type="checkbox"/> A-dec 411 Radius chair mount for 332pro/336pro	V0055.0009			-
<input type="checkbox"/> A-dec 362 support center mount for 334pro	V0055.0040			-
<input type="checkbox"/> A-dec 363 support center mount for 334pro	V0055.0039			-
A-dec 511 (version A) Radius mount for 332pro/336pro				
<input type="checkbox"/> Chairs manufactured April 2011 and prior	V0055.0069			-
<input type="checkbox"/> Chairs manufactured May 2011 to present	V0055.0070			-
<input type="checkbox"/> A-dec 511 (version B) Radius mount for 332pro/336pro	V0055.0072			-
<b>Tray Holders</b>				
<input type="checkbox"/> Small side mount (does not include tray)	V0070.0023			77.2067.00
<input type="checkbox"/> Standard side mount (does not include tray)	V0070.0016			77.2068.00
<input type="checkbox"/> Large side mount (does not include tray)	V0070.0019			77.2069.00
<b>Trays</b>				
<input type="checkbox"/> Standard tray (up to a quantity of three)	V0573.0001			043.001.00
<input type="checkbox"/> Large tray (up to a quantity of three)	V0573.0002			043.006.00
<b>Second brake handle kit</b>				
<input type="checkbox"/> For A-dec 332pro/334pro	V0080.0001			90.1281.00
<input type="checkbox"/> For A-dec 336pro	V0080.0003			90.1451.00
<input type="checkbox"/> Saliva ejector (mounts to auxiliary position, 336pro only)	V0461.0002			77.1377.00
<input type="checkbox"/> Moisture separator (332pro/336pro only)	V0156.0001			41.1477.01
<input type="checkbox"/> A-dec Maintain integrated DUWL treatment system (332pro/336pro only) Includes large floor box and waterline kit components Order A-dec Maintain solution (p/n: 91.0066.00) and A-dec Maintain test strips (p/n: 91.0067.00) separately	V0635.0001			41.1622.00
<input type="checkbox"/> Shut-off valve, threaded (332pro/336pro only)	V0062.0003			026.158.00
<b>Control Pad</b>				
<input type="checkbox"/> Control Pad 5 (CP5)	V0036.0014			90.1843.00
<input type="checkbox"/> Control Pad 5i (CP5i)	V0036.0015			90.1844.00
<input type="checkbox"/> Dynamic Screen 5 (DS5) Includes QVIOLS and access to A-dec+ connectivity	V0036.0021			77.2544.00
<input type="checkbox"/> No control pad	V0036.0019			-
<input type="checkbox"/> A-dec+ Gateway Required for CP5 and CP5i to access A-dec+ connectivity	V0629.0002			43.0531.00
<b>Foot Control Choices</b>				
<input type="checkbox"/> Disc foot control with CP5 or no control pad Wet/dry foot control	V0041.0003			38.1834.00 (332pro/336pro)
				38.1821.00 (334pro)
<input type="checkbox"/> Disc foot control with CP5i or DS5 Wet/dry foot control with chip blower/accessory button	V0041.0008			38.1944.00 (332pro/336pro)
				38.1944.02 (334pro)
<input type="checkbox"/> Disc foot control with CP5 or no control pad <b>A</b> Wet/dry foot control with chip blower/accessory button	V0041.0002			38.1862.00 (332pro/336pro)
				38.1838.00 (334pro)
<input type="checkbox"/> Lever foot control with CP5i or DS5 <b>A</b> Wet/dry foot control with chip blower/accessory button	V0041.0007			38.1945.00 (332pro/336pro)
				38.1945.02 (334pro)
<input type="checkbox"/> Lever foot control with CP5 or no control pad <b>A</b> Wet/dry foot control with chip blower/accessory button	V0041.0007			38.1871.00 (332pro/336pro)
				38.1871.02 (334pro)
<input type="checkbox"/> Euro-style foot control conversion kit Available when ordering 300 Pro delivery configured with CP5 or without a control pad	V0079.0001			38.0825.00
Delivery system base choices subtotal			\$	



# 332pro/334pro/336pro Traditional Delivery Systems

Availability Varies by Region: Contact Customer Service for Details

DOCTOR'S CHOICES continued on next page						CONFIGURED PART NUMBER	PRICE	TOTAL	ITEM PART NUMBER
	0	1	2	3	4				
<input type="checkbox"/> Left-hand configuration						V0128.0002			-
<input type="checkbox"/> Quad-voltage intraoral light source Required for handpieces requiring a light source, Included with DS5						V0086.0003			90.1168.00
<input type="checkbox"/> Additional control block position Required with CP5i, required with DS5						V0101.0006			-
<b>Syringe Choices</b>									
QD syringe	<input type="checkbox"/>	-	-	-	-	V0267.0005			23.1374.00
Warm water QD syringe <b>F H A</b>	<input type="checkbox"/>	-	-	-	-	V0267.0004			23.1290.01
<b>Air-driven Silicone Handpiece Tubing</b>									
4-hole <b>E</b>	-	<input type="checkbox"/>	<input type="checkbox"/>	<input type="checkbox"/>	<input type="checkbox"/>	V0267.0002			98.1162.00
6-pin <b>E I</b>	-	<input type="checkbox"/>	<input type="checkbox"/>	<input type="checkbox"/>	<input type="checkbox"/>	V0267.0001			98.1164.00
5-hole fiber-optic with bulb <b>E I</b>	-	<input type="checkbox"/>	<input type="checkbox"/>	<input type="checkbox"/>	<input type="checkbox"/>	V0267.0006			98.1163.00
<b>Electric Motor Systems <b>E F H</b></b>									
<b>A-dec XC10 Electric Motor System</b>									
<input type="checkbox"/> Control module A-dec XC10 (2 positions maximum) Works with XC10 Motor						V0053.0012			54.1002.01
XC10 motor and tubing (non-CE version)	-	<input type="checkbox"/>	<input type="checkbox"/>	<input type="checkbox"/>	<input type="checkbox"/>	V0267.0124			54.1009.01
XC10 motor and tubing (CE version)	-	<input type="checkbox"/>	<input type="checkbox"/>	<input type="checkbox"/>	<input type="checkbox"/>	V0267.0126			54.1020.01
<b>A-dec Manufacturing Partner NSK</b>									
<input type="checkbox"/> Control module for NLZ (non-CE version)						V0053.0006			54.0601.01
<input type="checkbox"/> Control module for NLZ (CE version)						V0053.0011			54.0986.01
NLZ motor and tubing (non-CE version)	-	<input type="checkbox"/>	<input type="checkbox"/>	<input type="checkbox"/>	<input type="checkbox"/>	V0267.0089			54.0726.01
NLZ motor and tubing (CE version)	-	<input type="checkbox"/>	<input type="checkbox"/>	<input type="checkbox"/>	<input type="checkbox"/>	V0267.0121			54.1014.01
<b>A-dec Collaboration with KaVo</b> Availability Varies by Region: Contact Customer Service for Details									
<input type="checkbox"/> Control module EMC-703 (2 positions maximum) Works with KL 703 LED Motor						V0053.0009			54.0809.01
KL 703 LED Motor and tubing	-	<input type="checkbox"/>	<input type="checkbox"/>	<input type="checkbox"/>	<input type="checkbox"/>	V0267.0102			54.0846.01
<b>A-dec Collaboration with Midwest</b> Availability Varies by Region: Contact Customer Service for Details									
<input type="checkbox"/> Control module Power Lux (3 positions maximum) Works with Power Lux Motor						V0053.0013			54.0924.01
Power Lux motor and tubing	-	<input type="checkbox"/>	<input type="checkbox"/>	<input type="checkbox"/>	<input type="checkbox"/>	V0267.0130			54.1073.01
<input type="checkbox"/> Integrated apex locator Requires DS5, Includes all apex locator components						V0631.0001			54.1194.00
<input type="checkbox"/> MW Endo 6L handpiece Required with integrated apex locator						V0632.0004			54.1084.00
<b>Curing Light Module <b>F H</b></b>									
<b>A-dec Manufacturing Partner Acteon</b>									
Mini LED curing light handpiece, control module, and tubing	-	<input type="checkbox"/>	<input type="checkbox"/>	<input type="checkbox"/>	<input type="checkbox"/>	V0267.0014			54.0291.00

## LEGEND

- A** = Price reflects retail price adjustment to change from standard to optional feature
- B** = Additional handpiece position required
- E** = Requires control block position
- F** = Requires control module space
- H** = Requires access to 300-watt power supply
- I** = Requires intraoral light source
- K** = Compatible with A-dec 311 (version B)



# 332pro/334pro/336pro Traditional Delivery Systems

Availability Varies by Region: Contact Customer Service for Details

DOCTOR'S CHOICES continued	HANDPIECE POSITION					CONFIGURED PART NUMBER	PRICE	TOTAL	ITEM PART NUMBER
	0	1	2	3	4				
<b>Ultrasonic Instrument Systems</b> <b>E F H</b>									
<b>A-dec Manufacturing Partner Acteon</b>									
Newtron Slim B.LED ultrasonic handpiece, control module, and tubing	-	<input type="checkbox"/>	<input type="checkbox"/>	<input type="checkbox"/>	<input type="checkbox"/>	V0267.0092			54.0582.00* + 54.0581.00
Newtron Slim ultrasonic handpiece, control module, and tubing	-	<input type="checkbox"/>	<input type="checkbox"/>	<input type="checkbox"/>	<input type="checkbox"/>	V0267.0094			54.0582.00* + 54.0580.00
Newtron Slim control module with tubing, no handpiece	-	<input type="checkbox"/>	<input type="checkbox"/>	<input type="checkbox"/>	<input type="checkbox"/>	V0267.0096			54.0582.00*
<input type="checkbox"/> Ultrasonic instrument tip kit						V0196.0001			54.0406.00
<b>A-dec Manufacturing Partner Dentsply Sirona</b> Built-in ultrasonic scaling system (G139) Availability Varies by Region: Contact Customer Service for Details									
Cavitron Steri-Mate 360 handpiece, control module, tubing, and insert tip	-	<input type="checkbox"/>	<input type="checkbox"/>	<input type="checkbox"/>	<input type="checkbox"/>	V0267.0078			-
Cavitron Steri-Mate handpiece, control module, tubing, and insert tip	-	<input type="checkbox"/>	<input type="checkbox"/>	<input type="checkbox"/>	<input type="checkbox"/>	V0267.0079			-
<b>Intraoral Camera Systems</b> <b>E H</b>									
<input type="checkbox"/> A-dec USB 2.0 powered hub Required in control head when supporting two USB devices						V0504.0001			90.1690.00
<input type="checkbox"/> A-dec USB 2.0 redriver Required in the floor box and also required in the control head unless a USB 2.0 powered hub is configured						V0504.0003			90.2105.00
<b>A-dec Manufacturing Partner Acteon</b>									
C20 tubing and cable, no handpiece	-	<input type="checkbox"/>	<input type="checkbox"/>	<input type="checkbox"/>	<input type="checkbox"/>	V0267.0128			54.0948.00
<input type="checkbox"/> C20 intraoral camera, handpiece only						V0043.0015			54.0950.00
Doctor's choices subtotal								\$	
<b>ADD-ONS</b>						<b>CONFIGURED PART NUMBER</b>	<b>PRICE</b>	<b>TOTAL</b>	<b>ITEM PART NUMBER</b>
<b>A-dec 360 Parts &amp; Performance</b>									
<input type="checkbox"/> Annual preventive maintenance kit for 300/500 delivery systems						V0598.0001			90.1835.00
<input type="checkbox"/> A-dec Flush Dock						V0634.0001			11.1419.00
Add-ons subtotal								\$	
Delivery system base choices subtotal								\$	
Doctor's choices subtotal								\$	
Subtotal for all sections								\$	
Quantity								x	
<b>Grand Total</b>								<b>\$</b>	

NOTE: \*Requires analog scaler connection kit (54.0923.01) for field installations.

Confirm there are a maximum of three control module spaces <b>F</b> used in the configuration	<input type="checkbox"/>
Confirm there are a maximum of three block positions <b>E</b> used in the configuration. If four block positions are needed, choose the optional 4-position control block.	<input type="checkbox"/>

# 341pro 12 O'Clock Duo Delivery System

Availability Varies by Region: Contact Customer Service for Details



A-dec 341pro 12 o'clock duo delivery system shown with Dynamic Screen 5 (DS5) and EasyFlex tubing

## STANDARD FEATURES

- White color with gray accents
- Includes solid surface worksurface
- Designed for use with A-dec Inspire 391 and 591, or stand alone
- 2-liter self-contained water system with quick-disconnect (QD) water bottle
- Three handpiece position control block
- Autoclavable QD syringe
- Disc foot control
- Control center houses up to five integrated clinical devices and accessories
- Individual adjustable instrument holders
- Height-adjustable doctor's instrumentation
- Floor mounting bracket
- Optional Doctor's touchpad
- Optional Assistant's touchpad
- Adjustable air coolant
- Individually adjustable water coolant

## ASSISTANT'S INSTRUMENTATION

- Solids collector, high volume evacuator (HVE), QD syringe, and saliva ejector (SE)
- Vinyl tubing

## WORKSURFACE

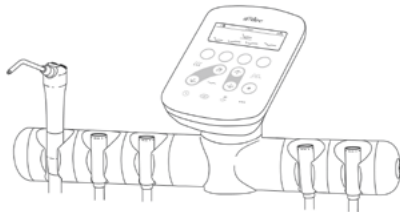
- 22.5" diameter (571.5 mm) round worksurface
- Height adjustable worksurface

NOTE: Four-position handpiece control block comes standard with Control Pad 5i (CP5i)

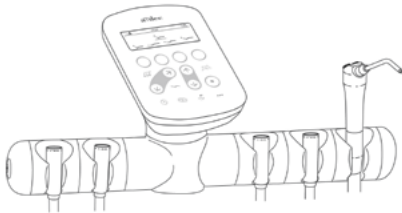
NOTE: Control pads are compatible with all A-dec 511, A-dec 411 and A-dec 311 chairs.

NOTE: Quad-voltage intraoral light source required with CP5 or CP5i

### Configured with syringe at position 1



### Configured with syringe at position 5



## LEGEND

- A** = Price reflects retail price adjustment to change from standard to optional feature
- B** = Additional whip assembly required
- C** = Requires control block position
- D** = Requires control module space
- E** = Requires access to 300-watt power supply
- F** = Requires access to power supply
- G** = Requires intraoral light source
- H** = Requires a USB powered hub
- I** = Control module can be mounted in the chair or delivery system
- J** = Side exhausting Borden
- K** = Requires access to 25-watt power supply



Estimated shipping weight: 94 lb (43 kg)



# 341pro 12 O'Clock Duo Delivery System

Availability Varies by Region: Contact Customer Service for Details

DELIVERY SYSTEM BASE CHOICES	CONFIGURED PART NUMBER	PRICE	TOTAL	ITEM PART NUMBER
341pro 12 o'clock duo without control pad	V0195.0298			-
<b>Mount Location</b>				
<input type="checkbox"/> A-dec Inspire (391, 591)	V0055.0001			-
<input type="checkbox"/> Stand alone	V0055.0003			-
<b>Worksurface Choices, see page 170</b>				
<input type="checkbox"/> Solid surface; color choice is:	V0334.0002			-
<input type="checkbox"/> Quartz <b>A</b> ; color choice is:	V0334.0004			-
<input type="checkbox"/> No worksurface	V0334.0089			-
<b>Tray Holder Choices</b> (choose one)				
<input type="checkbox"/> Standard tray holder (does not include tray)	V0070.0021			77.1867.00
<input type="checkbox"/> Large tray holder (does not include tray)	V0070.0020			77.1871.00
<input type="checkbox"/> No tray holder	V0070.0001			
<b>Trays</b>				
<input type="checkbox"/> Standard tray (up to a quantity of three)	V0573.0001			043.001.00
<input type="checkbox"/> Large tray (up to a quantity of three)	V0573.0002			043.006.00
<b>Control Pad Choices</b>				
<input type="checkbox"/> Control Pad 5 (CP5) <b>G</b>	V0036.0014			-
<input type="checkbox"/> Control Pad 5i (CP5i) <b>G</b>	V0036.0015			-
<input type="checkbox"/> Dynamic Screen 5 (DS5) <b>G</b> Includes QVIOLS and access to A-dec+ connectivity	V0036.0021			77.2545.00
<input type="checkbox"/> No Control Pad	V0036.0019			-
<b>Foot Control</b>				
<input type="checkbox"/> Disc foot control Wet/dry foot control	V0041.0003			38.1982.00
<input type="checkbox"/> Disc foot control with CP5i or DS5 Wet/dry foot control with chip blower/accessory button	V0041.0008			38.1944.01
<input type="checkbox"/> Disc foot control with CP5 <b>A</b> Wet/dry foot control with chip blower/accessory button	V0041.0002			38.1983.00
<input type="checkbox"/> Lever foot control with CP5i or DS5 <b>A</b> Wet/dry foot control with chip blower/accessory button	V0041.0007			38.1945.01
<input type="checkbox"/> Lever foot control with CP5 <b>A</b> Wet/dry foot control with chip blower/accessory button	V0041.0007			38.1871.03
<input type="checkbox"/> Euro-style foot control conversion kit Available when ordering 300 Pro delivery configured with CP5 or without a control pad	V0079.0001			38.0825.00
<b>Quick Disconnect Choices</b>				
<input type="checkbox"/> QDs for air and self-contained water system	V0003.0010			90.1097.00 + 90.1098.00
<input type="checkbox"/> QD for self-contained water system	V0003.0009			90.1097.00
<input type="checkbox"/> QD for air	V0003.0008			90.1098.00
<input type="checkbox"/> Filter elements (package of 6)	V0088.0001			24.0234.01
<input type="checkbox"/> Moisture separator	V0156.0001			41.1477.00
<b>Power Supply Choices</b>				
300-watt power supply				
<input type="checkbox"/> 100V	V0060.0005			43.0259.00
<input type="checkbox"/> 120V	V0060.0006			43.0260.00
<input type="checkbox"/> 240V	V0060.0007			43.0261.00
<input type="checkbox"/> Power supply connector kit Required to connect 341pro to A-dec 311/411/511 chair power supplies manufactured after June 2023	V0060.0004			77.2244.00
<input type="checkbox"/> Power supply connector kit Required to connect 341pro to A-dec 311/411 chair power supplies manufactured June 2023 or earlier	V0060.0023			77.2283.00
<input type="checkbox"/> Power supply connector kit Required to connect 341pro to A-dec 511 (version A) or (version B) chair power supplies manufactured June 2023 or earlier	V0060.0024			77.2307.00
<input type="checkbox"/> Water bottle mount (RH)	V0572.0003			90.1805.00
<input type="checkbox"/> Water bottle mount (LH)	V0572.0002			90.1828.00
<input type="checkbox"/> Shut off valve, threaded	V0062.0003			026.158.00
<input type="checkbox"/> A-dec+ Gateway Required for CP5 and CP5i to access A-dec+ connectivity	V0629.0002			43.0531.00
Delivery system base choices subtotal			\$	



# 341pro 12 O'Clock Duo Delivery System

Availability Varies by Region: Contact Customer Service for Details

DOCTOR'S CHOICES continued on next page	HANDPIECE POSITIONS					CONFIGURED PART NUMBER	PRICE	TOTAL	ITEM PART NUMBER
	1	2	3	4	5				
<input type="checkbox"/> Quad-voltage intraoral light source Required for handpieces requiring a light source, Included with DS5						V0086.0003			90.1168.00
<input type="checkbox"/> Additional control block position Required with CP5i, required with DS5						V0101.0006			-
<b>Syringe Choices</b>									
QD syringe	<input type="checkbox"/>	-	-	-	<input type="checkbox"/>	V0267.0005			23.1374.00
Warm water QD syringe <b>A F H</b>	<input type="checkbox"/>	-	-	-	<input type="checkbox"/>	V0267.0004			23.1290.01
No tubing (plugs sold separately)	<input type="checkbox"/>	<input type="checkbox"/>	<input type="checkbox"/>	<input type="checkbox"/>	<input type="checkbox"/>	V0267.0003			-
<b>Air-driven Silicone Handpiece Tubing</b>									
4-hole <b>E</b>	<input type="checkbox"/>	<input type="checkbox"/>	<input type="checkbox"/>	<input type="checkbox"/>	<input type="checkbox"/>	V0267.0002			98.1165.00
6-pin <b>E I</b>	<input type="checkbox"/>	<input type="checkbox"/>	<input type="checkbox"/>	<input type="checkbox"/>	<input type="checkbox"/>	V0267.0001			98.1167.00
5-hole fiber-optic w/bulb <b>E I</b>	<input type="checkbox"/>	<input type="checkbox"/>	<input type="checkbox"/>	<input type="checkbox"/>	<input type="checkbox"/>	V0267.0006			98.1166.00
<b>Electric Motor Systems <b>E F H</b></b>									
<b>A-dec XC10 Electric Motor System</b>									
<input type="checkbox"/> Control module A-dec XC10 (2 positions maximum) Works with XC10 Motor						V0053.0012			54.1002.01
A-dec XC10 motor and tubing (non-CE version)	-	<input type="checkbox"/>	<input type="checkbox"/>	<input type="checkbox"/>	<input type="checkbox"/>	V0267.0125			54.1010.01
A-dec XC10 motor and tubing (CE version)	-	<input type="checkbox"/>	<input type="checkbox"/>	<input type="checkbox"/>	<input type="checkbox"/>	V0267.0127			54.1021.01
<b>A-dec Manufacturing Partner NSK</b>									
<input type="checkbox"/> Control module for NLZ (non-CE version)						V0053.0006			54.0601.01
<input type="checkbox"/> Control module for NLZ (CE version)						V0053.0011			54.0986.01
NLZ electric motor and tubing (non-CE version)	-	<input type="checkbox"/>	<input type="checkbox"/>	<input type="checkbox"/>	<input type="checkbox"/>	V0267.0081			54.0606.01
NLZ electric motor and tubing (CE version)	-	<input type="checkbox"/>	<input type="checkbox"/>	<input type="checkbox"/>	<input type="checkbox"/>	V0267.0122			54.1015.01
<b>A-dec Collaboration with KaVo</b> Availability Varies by Region: Contact Customer Service for Details									
<input type="checkbox"/> Control module EMC-703 (2 positions maximum) Works with KL 703 LED Motor						V0053.0009			54.0809.01
KL 703 LED Motor and tubing	-	<input type="checkbox"/>	<input type="checkbox"/>	<input type="checkbox"/>	<input type="checkbox"/>	V0267.0102			54.0847.01
<b>A-dec Collaboration with Midwest</b> Availability Varies by Region: Contact Customer Service for Details									
<input type="checkbox"/> Control module Power Lux (3 positions maximum) Works with Power Lux Motor						V0053.0013			54.0924.01
Power Lux motor and tubing	-	<input type="checkbox"/>	<input type="checkbox"/>	<input type="checkbox"/>	<input type="checkbox"/>	V0267.0130			54.1074.01
<input type="checkbox"/> Integrated apex locator Requires DS5, Includes all apex locator components						V0631.0001			54.1192.00
<input type="checkbox"/> MW Endo 6L handpiece Required with integrated apex locator						V0632.0004			54.1084.00

## LEGEND

- A** = Price reflects retail price adjustment to change from standard to optional feature
- B** = Additional whip assembly required
- C** = Requires control block position
- D** = Requires control module space
- E** = Requires access to 300-watt power supply
- F** = Requires access to power supply
- G** = Requires intraoral light source
- H** = Requires a USB powered hub
- I** = Control module can be mounted in the chair or delivery system
- J** = Side exhausting Borden
- K** = Requires access to 25-watt power supply



# 341pro 12 O'Clock Duo Delivery System

Availability Varies by Region: Contact Customer Service for Details

DOCTOR'S CHOICES continued	HANDPIECE POSITIONS					CONFIGURED PART NUMBER	PRICE	TOTAL	ITEM PART NUMBER
	1	2	3	4	5				
<b>Curing Light Module</b> <b>F H</b>									
<b>A-dec Manufacturing Partner Acteon</b>									
Mini LED curing light handpiece, control module, and tubing Requires holder	<input type="checkbox"/>	<input type="checkbox"/>	<input type="checkbox"/>	<input type="checkbox"/>	<input type="checkbox"/>	V0267.0014			54.0291.00
<b>Ultrasonic Instrument Systems</b> <b>B F H</b>									
<b>A-dec Manufacturing Partner Acteon</b>									
Newtron Slim B.LED ultrasonic handpiece, control module, and tubing	<input type="checkbox"/>	<input type="checkbox"/>	<input type="checkbox"/>	<input type="checkbox"/>	<input type="checkbox"/>	V0267.0093			54.1043.00 + 54.0581.00
Newtron Slim ultrasonic handpiece, control module, and tubing	<input type="checkbox"/>	<input type="checkbox"/>	<input type="checkbox"/>	<input type="checkbox"/>	<input type="checkbox"/>	V0267.0095			54.1043.00 + 54.0580.00
Newtron Slim control module with tubing, no handpiece	<input type="checkbox"/>	<input type="checkbox"/>	<input type="checkbox"/>	<input type="checkbox"/>	<input type="checkbox"/>	V0267.0097			54.1043.00
<input type="checkbox"/> Ultrasonic instrument tip kit						V0196.0001			54.0406.00
<b>A-dec Manufacturing Partner Dentsply Sirona</b> Built-in ultrasonic scaling system (G139) Availability Varies by Region: Contact Customer Service for Details									
Cavitron Steri-Mate 360 handpiece, control module, tubing, and insert tip	<input type="checkbox"/>	<input type="checkbox"/>	<input type="checkbox"/>	<input type="checkbox"/>	<input type="checkbox"/>	V0267.0107			-
Cavitron Steri-Mate handpiece, control module, tubing, and insert tip	<input type="checkbox"/>	<input type="checkbox"/>	<input type="checkbox"/>	<input type="checkbox"/>	<input type="checkbox"/>	V0267.0105			-
<b>Intraoral Camera Systems</b> <b>B H</b>									
<input type="checkbox"/> A-dec USB 2.0 powered hub Required when supporting two USB devices						V0504.0001			90.1690.00
<input type="checkbox"/> A-dec USB 2.0 redriver Required in control head unless a USB 2.0 powered hub is configured						V0504.0003			90.2105.00
<b>A-dec Manufacturing Partner Acteon</b> Availability Varies by Region: Contact Customer Service for Details									
C20 tubing and cable, no handpiece	<input type="checkbox"/>	<input type="checkbox"/>	<input type="checkbox"/>	<input type="checkbox"/>	<input type="checkbox"/>	V0267.0128			54.0948.00
<input type="checkbox"/> C20 intraoral camera, handpiece only						V0043.0015			54.0950.00
Doctor's choices subtotal								\$	
ASSISTANT'S INSTRUMENTATION CHOICES continued on next page						CONFIGURED PART NUMBER	PRICE	TOTAL	ITEM PART NUMBER
<b>341pro 12 o'clock assistant's instrumentation</b>									
<b>Touchpad Choices</b>									
<input type="checkbox"/> Standard touchpad						V0007.0002			90.1128.01
<input type="checkbox"/> No touchpad									
<b>Syringe Choices</b>									
<input type="checkbox"/> QD syringe						V0105.0044			23.1374.00
<input type="checkbox"/> Warm water QD syringe <b>A</b>						V0105.0004			23.1294.01
<input type="checkbox"/> No syringe						V0105.0042			
<b>Curing Light Module</b> <b>H</b>									
<b>A-dec Manufacturing Partner Acteon</b>									
<input type="checkbox"/> Mini LED curing light handpiece, control module, and tubing Requires holder						V0004.0014			54.0291.00
<input type="checkbox"/> Holder only						V0462.0001			99.0653.03
<b>Holder Choices</b>									
<input type="checkbox"/> Auto-electric holders If selected with second HVE, dual turret is required						V0402.0002			-
<input type="checkbox"/> Standard 11 mm HVE						V0200.0005			-
<input type="checkbox"/> Large bore 15 mm HVE Includes EasyFlex tubing						V0200.0002 V0500.0004			- 11.1287.01
<input type="checkbox"/> Dual turret configuration						V0403.0001			-
<input type="checkbox"/> Additional 11 mm HVE and holder						V0087.0007			-
<input type="checkbox"/> Additional 15 mm HVE and holder						V0087.0006			-
Choose one:									
<input type="checkbox"/> Flex-holder for QD syringe or SE; non-active						V0005.0007			99.0705.01
<input type="checkbox"/> Flex-holder for HVE; non-active						V0005.0001			99.0706.01



# 341pro 12 O'Clock Duo Delivery System

Availability Varies by Region: Contact Customer Service for Details

ASSISTANT'S INSTRUMENTATION CHOICES continued	CONFIGURED PART NUMBER	PRICE	TOTAL	ITEM PART NUMBER
Vacuum Tubing Style				
<input type="checkbox"/> Vinyl tubing (11 mm only)	V0500.0003			-
EasyFlex tubing				
<input type="checkbox"/> Single HVE 11 mm	V0500.0001			11.1355.00
<input type="checkbox"/> Dual HVE 11 mm	V0500.0002			11.1355.00 (x2)
<input type="checkbox"/> Remote stainless steel floor box with cover and 7' (2,134 mm) umbilical	V0040.0014			41.1490.01
Assistant's choices subtotal			\$	
ADD-ONS	CONFIGURED PART NUMBER	PRICE	TOTAL	ITEM PART NUMBER
<b>A-dec 360 Parts &amp; Performance</b>				
<input type="checkbox"/> Annual preventive maintenance kit for 300/500 delivery systems	V0598.0001			90.1835.00
<input type="checkbox"/> A-dec Flush Dock	V0634.0001			11.1419.00
Add-ons subtotal			\$	
Delivery system base choices subtotal			\$	
Doctor's choices subtotal			\$	
Assistant's choices subtotal			\$	
Subtotal of all sections			\$	
Quantity			X	
<b>Grand Total</b>			\$	

# 342pro Side Delivery System

Availability Varies by Region: Contact Customer Service for Details



A-dec 342pro side delivery system shown with QD syringe, handpiece tubings, and Dynamic Screen 5 (DS5)

## STANDARD FEATURES

- For use with A-dec Inspire or wall mount
- Wall-mount delivery system includes a crystal-color laminate backboard
- Balanced flexarm
- Can be configured for left- or right-handed dentistry
- Four handpiece holder positions
- Autoclavable quick-disconnect (QD) syringe
- 15' (4,572 mm) USB 2.0 cable
- Self-contained water system with QD 2-liter water bottle
- Adjustable air coolant
- Individually adjustable water coolant

NOTE: When left-hand configuration option is selected, the configuration will be a mirror image of the standard right-hand configuration.

NOTE: Floor box ordered with chair.

NOTE: Four-position handpiece control block required with Control Pad 5i (CP5i)

DELIVERY SYSTEM BASE CHOICES continued on next page	CONFIGURED PART NUMBER	PRICE	TOTAL	ITEM PART NUMBER
342pro cabinet mount without control pad	V0195.0296			
342pro wall mount without control pad	V0195.0297			
<b>Tray Holders</b>				
<input type="checkbox"/> Small side mount (does not include tray)	V0070.0023			77.2067.00
<input type="checkbox"/> Standard side mount (does not include tray)	V0070.0016			77.2068.00
<input type="checkbox"/> Large side mount (does not include tray)	V0070.0019			77.2069.00
<b>Trays</b>				
<input type="checkbox"/> Standard tray (up to a quantity of three)	V0573.0001			043.001.00
<input type="checkbox"/> Large tray (up to a quantity of three)	V0573.0002			043.006.00
<input type="checkbox"/> Second Brake Handle Kit	V0080.0003			90.1451.00
<b>Control Pad</b>				
<input type="checkbox"/> Control Pad 5 (CP5)	V0036.0014			90.1843.00
<input type="checkbox"/> Control Pad 5i (CP5i)	V0036.0015			90.1844.00
<input type="checkbox"/> Dynamic Screen 5 (DS5) Includes QVIOLS and access to A-dec+ connectivity	V0036.0021			77.2544.00
<input type="checkbox"/> No control pad	V0036.0019			-
<input type="checkbox"/> A-dec+ Gateway Required for CP5 and CP5i to access A-dec+ connectivity	V0629.0002			43.0531.00
<b>Foot Control</b>				
<input type="checkbox"/> Disc foot control with CP5 or no control pad Wet/dry foot control	V0041.0003			38.1982.00
<input type="checkbox"/> Disc foot control with CP5i or DS5 Wet/dry foot control with chip blower / accessory button	V0041.0008			38.1944.01
<input type="checkbox"/> Disc foot control with CP5 or no control pad <b>A</b> Wet/dry foot control with chip blower / accessory button	V0041.0002			38.1829.01
<input type="checkbox"/> Lever foot control with CP5i or DS5 <b>A</b> Wet/dry foot control with chip blower/accessory button	V0041.0007			38.1945.01
<input type="checkbox"/> Lever foot control with CP5 or no control pad <b>A</b> Wet/dry foot control with chip blower/accessory button	V0041.0007			38.1871.03

## LEGEND

- A** = Price reflects retail price adjustment to change from standard to optional feature
- B** = Additional handpiece position required
- E** = Requires control block position
- F** = Requires control module space
- H** = Requires access to 300-watt power supply
- I** = Requires intraoral light source
- J** = Side exhausting Borden tubing



Estimated shipping weight: 82 lb (37 kg)



# 342pro Side Delivery System

Availability Varies by Region: Contact Customer Service for Details

DELIVERY SYSTEM BASE CHOICES continued	CONFIGURED PART NUMBER	PRICE	TOTAL	ITEM PART NUMBER	
300-watt power supply <input type="checkbox"/> 100V <input type="checkbox"/> 120V <input type="checkbox"/> 240V	V0060.0005 V0060.0006 V0060.0007			43.0259.00 43.0260.00 43.0261.00	
25-watt power supply <input type="checkbox"/> 100V <input type="checkbox"/> 120V <input type="checkbox"/> 240V	V0060.0011 V0060.0010 V0060.0009			28.1479.00 28.1480.00 28.1481.00	
<input type="checkbox"/> Power supply connector kit Required to connect 342pro to A-dec 311/411/511 chair power supplies manufactured after June 2023	V0060.0030			77.2305.00	
<input type="checkbox"/> Power supply connector kit Required to connect 342pro to A-dec 311/411 chair power supplies manufactured June 2023 or earlier	V0060.0027			77.2303.00	
<input type="checkbox"/> Power supply connector kit Required to connect 342pro to A-dec 511 (version A) or (version B) chair power supplies manufactured June 2023 or earlier	V0060.0028			77.2304.00	
<input type="checkbox"/> Remote stainless steel floor box with cover and 7' (2,134 mm) umbilical	V0040.0014			41.1491.01	
Delivery system base choices subtotal			\$		
DOCTOR'S CHOICES continued on next page	HANDPIECE POSITIONS	CONFIGURED PART NUMBER	PRICE	TOTAL	ITEM PART NUMBER
	0 1 2 3 4				
<input type="checkbox"/> Left hand configuration		V0128.0002			-
<input type="checkbox"/> Quad-voltage intraoral light source Required for handpieces requiring a light source, Included with DS5		V0086.0003			90.1168.00
<input type="checkbox"/> Additional control block position Required with CP5i, required with DS5		V0101.0009			-
<b>Autoclavable Syringe</b>					
QD syringe	<input type="checkbox"/> - - - -	V0267.0005			23.1374.00
Warm water QD syringe <b>F H A</b>	<input type="checkbox"/> - - - -	V0267.0004			23.1290.01
<b>Air-driven Silicone Handpiece Tubing</b>					
4-hole <b>E</b>	- <input type="checkbox"/> <input type="checkbox"/> <input type="checkbox"/> <input type="checkbox"/>	V0267.0002			98.1162.00
6-pin <b>E I</b>	- <input type="checkbox"/> <input type="checkbox"/> <input type="checkbox"/> <input type="checkbox"/>	V0267.0001			98.1164.00
5-hole fiber-optic with bulb <b>E I</b>	- <input type="checkbox"/> <input type="checkbox"/> <input type="checkbox"/> <input type="checkbox"/>	V0267.0006			98.1163.00
<b>Electric Motor Systems E F H</b>					
<b>A-dec XC10 Electric Motor System</b>					
<input type="checkbox"/> Control module A-dec XC10 (2 positions maximum) Works with XC10 Motor		V0053.0012			54.1002.01
XC10 motor and tubing (non-CE version)	- <input type="checkbox"/> <input type="checkbox"/> <input type="checkbox"/> <input type="checkbox"/>	V0267.0124			54.1009.01
XC10 motor and tubing (CE version)	- <input type="checkbox"/> <input type="checkbox"/> <input type="checkbox"/> <input type="checkbox"/>	V0267.0126			54.1020.01
<b>A-dec Manufacturing Partner NSK</b>					
<input type="checkbox"/> Control module for NLZ (non-CE version)		V0053.0006			54.0601.01
<input type="checkbox"/> Control module for NLZ (CE version)		V0053.0011			54.0986.01
NLZ motor and tubing (non-CE version)	- <input type="checkbox"/> <input type="checkbox"/> <input type="checkbox"/> <input type="checkbox"/>	V0267.0089			54.0726.01
NLZ motor and tubing (CE version)	- <input type="checkbox"/> <input type="checkbox"/> <input type="checkbox"/> <input type="checkbox"/>	V0267.0121			54.1014.01
<b>A-dec Collaboration with KaVo</b> Availability Varies by Region: Contact Customer Service for Details					
<input type="checkbox"/> Control module EMC-703 (2 positions maximum) Works with KL 703 LED Motor		V0053.0009			54.0809.01
KL 703 LED Motor and tubing	- <input type="checkbox"/> <input type="checkbox"/> <input type="checkbox"/> <input type="checkbox"/>	V0267.0102			54.0846.01
<b>A-dec Collaboration with Midwest</b> Availability Varies by Region: Contact Customer Service for Details					
<input type="checkbox"/> Control module Power Lux (3 positions maximum) Works with Power Lux Motor		V0053.0013			54.0924.01
Power Lux motor and tubing	- <input type="checkbox"/> <input type="checkbox"/> <input type="checkbox"/> <input type="checkbox"/>	V0267.0130			54.1073.01
<input type="checkbox"/> Integrated apex locator Requires DS5, Includes all apex locator components		V0631.0001			54.1194.00
<input type="checkbox"/> MW Endo 6L handpiece Required with integrated apex locator		V0632.0004			54.1084.00



# 342pro Side Delivery System

Availability Varies by Region: Contact Customer Service for Details

DOCTOR'S CHOICES continued	HANDPIECE POSITIONS					CONFIGURED PART NUMBER	PRICE	TOTAL	ITEM PART NUMBER
	0	1	2	3	4				
<b>Curing Light Module</b> <b>F</b> <b>H</b>									
<b>A-dec Manufacturing Partner Acteon</b>									
Mini LED curing light handpiece, control module, and tubing	-	<input type="checkbox"/>	<input type="checkbox"/>	<input type="checkbox"/>	<input type="checkbox"/>	V0267.0014			54.0291.00
<b>Ultrasonic Instrument Systems</b> <b>E</b> <b>F</b> <b>H</b>									
<b>A-dec Manufacturing Partner Acteon</b>									
Newtron Slim B.LED ultrasonic handpiece, control module, and tubing	-	<input type="checkbox"/>	<input type="checkbox"/>	<input type="checkbox"/>	<input type="checkbox"/>	V0267.0092			54.0582.00* + 54.0581.00
Newtron Slim ultrasonic handpiece, control module, and tubing	-	<input type="checkbox"/>	<input type="checkbox"/>	<input type="checkbox"/>	<input type="checkbox"/>	V0267.0094			54.0582.00* + 54.0580.00
Newtron Slim control module with tubing, no handpiece	-	<input type="checkbox"/>	<input type="checkbox"/>	<input type="checkbox"/>	<input type="checkbox"/>	V0267.0096			54.0582.00*
<input type="checkbox"/> Ultrasonic instrument tip kit						V0196.0001			54.0406.00
<b>A-dec Manufacturing Partner Dentsply Sirona</b> Built-in ultrasonic scaling system (G139) Availability Varies by Region: Contact Customer Service for Details									
Cavitron Steri-Mate 360 handpiece, control module, tubing, and insert tip	-	<input type="checkbox"/>	<input type="checkbox"/>	<input type="checkbox"/>	<input type="checkbox"/>	V0267.0078			-
Cavitron Steri-Mate handpiece, control module, tubing, and insert tip	-	<input type="checkbox"/>	<input type="checkbox"/>	<input type="checkbox"/>	<input type="checkbox"/>	V0267.0079			-
<b>Intraoral Camera Systems</b> <b>E</b> <b>H</b>									
<input type="checkbox"/> A-dec USB 2.0 powered hub <small>Required when supporting two USB devices</small>						V0504.0001			90.1690.00
<input type="checkbox"/> A-dec USB 2.0 redriver <small>Required in control head unless a USB 2.0 powered hub is configured and optional in floor box</small>						V0504.0003			90.2105.00
<b>A-dec Manufacturing Partner Acteon</b>									
C20 tubing and cable, no handpiece	-	<input type="checkbox"/>	<input type="checkbox"/>	<input type="checkbox"/>	<input type="checkbox"/>	V0267.0128			54.0948.00
<input type="checkbox"/> C20 intraoral camera, handpiece only						V0043.0015			54.0950.00
Doctor's choices subtotal								\$	
<b>ADD-ONS</b>						<b>CONFIGURED PART NUMBER</b>	<b>PRICE</b>	<b>TOTAL</b>	<b>ITEM PART NUMBER</b>
<b>A-dec 360 Parts &amp; Performance</b>									
<input type="checkbox"/> Annual preventive maintenance kit for 300/500 delivery systems						V0598.0001			90.1835.00
<input type="checkbox"/> A-dec Flush Dock						V0634.0001			11.1419.00
Add-ons subtotal								\$	
Doctor's choices subtotal								\$	
Delivery system base choices subtotal								\$	
Subtotal for all sections								\$	
Quantity								x	
<b>Grand Total</b>								<b>\$</b>	

NOTE: \*Requires analog scaler connection kit (54.0923.01) for field installations.

Confirm there are a maximum of three control module spaces <b>F</b> used in the configuration	<input type="checkbox"/>
Confirm there are a maximum of three block positions <b>E</b> used in the configuration. If four block positions are needed, choose the optional 4-position control block (required for CP5i).	<input type="checkbox"/>

## LEGEND

- A** = Price reflects retail price adjustment to change from standard to optional feature
- B** = Additional handpiece position required
- E** = Requires control block position
- F** = Requires control module space
- H** = Requires access to 300-watt power supply
- I** = Requires intraoral light source



# Legacy 300 Control Pad Options

Availability Varies by Region: Contact Customer Service for Details



A-dec 300 Standard Touchpad Features

### A-DEC 300 STANDARD TOUCHPAD FEATURES

- Available on A-dec 300 assistant's instrumentation only
- Four programmable chair position buttons
- Dental light button with high and composite/cure safe settings
- Cupidor bowl rinse and cup fill buttons



A-dec 300 Deluxe touchpad

### A-DEC 300 DELUXE TOUCHPAD FEATURES

All Standard touchpad capabilities, plus:

- Controls for integrated clinical devices
  - Up to two electric motors, intraoral camera, and an ultrasonic instrument

### HELPFUL TIPS FOR DELIVERY SYSTEM CONFIGURATION

- Position 0: Syringe only
- Position 1: Curing light or blank with 3-position block
  - Handpiece or clinical product available with 4th block position
- Positions 2-4: Use these three holder positions to configure your handpieces and clinical products

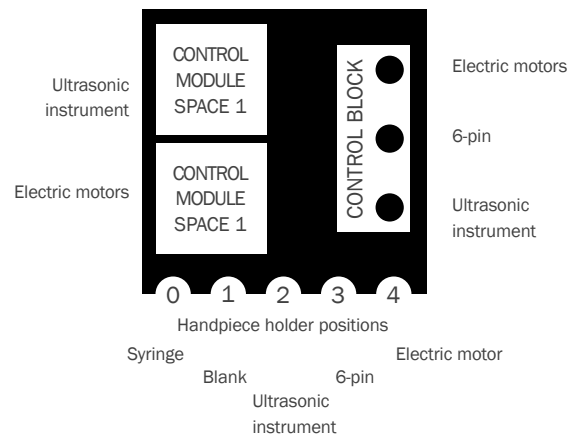
### THE CONTROL HEAD CONTAINS:

- Space for up to two clinical product control modules
- Control block with optional 4 block positions

### IMPORTANT:

When selecting handpieces, use a mix of control block positions and spaces for up to two ancillary control modules. The combination of handpieces cannot exceed the number of available control module spaces (2) or block positions (4). Since control module spaces dictate the choice of handpieces, it is easier to start the handpiece configuration by considering the most critical applications and determining how many control module spaces are required.

### A-DEC 300 CONTROL HEAD LAYOUT - EXAMPLE: A-DEC 334 DELIVERY SYSTEM



Position 0: Autoclavable QD syringe

Position 1: Blank

Position 2: Ultrasonic instrument

Position 3: 6-pin silicone tubing

Position 4: Electric motor



# 333/335 Continental Delivery Systems

Availability Varies by Region: Contact Customer Service for Details



A-dec 333 Radius-mount Continental delivery system shown with QD syringe, handpiece tubings, and deluxe touchpad

## STANDARD FEATURES


- Balanced flexarm with air brake
- Supports left- or right-handed dentistry
- Three-position or optional four-position handpiece control block
- Autoclavable quick-disconnect (QD) syringe
- Control head accommodates two ancillary control modules
- 15' (4,572 mm) USB 2.0 cable from control head to chair
- Radius-mounted systems include self-contained water system with QD 2-liter water bottle
- Adjustable air coolant
- Individually adjustable water coolant

NOTE: A-dec 362 or 363 support center required when ordering an A-dec 334 or 335 delivery system.

NOTE: When left-hand configuration option is selected, the configuration will be a mirror image of the standard, right-hand configuration.

NOTE: Floor Box ordered with chair. Included only with A-dec 362 2" support center.

NOTE: Water bottle for A-dec 334 or 335 is included in the A-dec 362 or 363 support center.



A-dec 335 support-mount Continental delivery system shown with QD syringe, handpiece tubings and deluxe touchpad

## MOUNTING CHOICES

- Radius chair mounted
  - Available on A-dec 311, 411, and Performer eVo chairs
  - Available as a replacement delivery system on older A-dec 511 (version A) chairs
  - Left/right delivery system
- Support center mounted
  - Available on A-dec 311, 411, and Performer eVo chairs
  - Available as a replacement delivery system on older A-dec 511 (version A) chairs
  - Dedicated left or right delivery system

DELIVERY SYSTEM BASE CHOICES continued on next page	CONFIGURED PART NUMBER	PRICE	TOTAL	ITEM PART NUMBER
<input type="checkbox"/> 333 Radius without touchpad	V0195.0026			-
<input type="checkbox"/> 335 Support mount without touchpad Requires A-dec 362 or 363 support center	V0195.0032			-
<b>Mounting Style</b>				
<input type="checkbox"/> A-dec 311 and Performer eVo Radius mount for 333	V0055.0038			-
<input type="checkbox"/> A-dec 411 Radius mount for 333	V0055.0009			-
<input type="checkbox"/> A-dec 362 support center mount for 335	V0055.0040			-
<input type="checkbox"/> A-dec 363 support center mount for 335	V0055.0039			-
A-dec 511 (version A) Radius mount for 333				
<input type="checkbox"/> Chairs manufactured April 2011 and prior	V0055.0069			-
<input type="checkbox"/> Chairs manufactured May 2011 to present	V0055.0070			-



# 333/335 Continental Delivery Systems

Availability Varies by Region: Contact Customer Service for Details

DELIVERY SYSTEM BASE CHOICES continued	CONFIGURED PART NUMBER	PRICE	TOTAL	ITEM PART NUMBER	
<b>Tray Holder</b>					
<input type="checkbox"/> Standard tray holder (does not include tray)	V0070.0011			77.0942.00	
<input type="checkbox"/> Large tray holder (does not include tray)	V0070.0010			77.0943.00	
<b>Trays</b>					
<input type="checkbox"/> Standard tray (up to a quantity of three)	V0573.0001			043.001.00	
<input type="checkbox"/> Large tray (up to a quantity of three)	V0573.0002			043.006.00	
<b>Touchpad</b>					
<input type="checkbox"/> Standard touchpad	V0036.0007			90.1196.00	
<input type="checkbox"/> Deluxe touchpad	V0036.0006			90.1197.00	
<input type="checkbox"/> No Control Pad	V0036.0019			-	
<b>Foot Control Choices</b>					
<input type="checkbox"/> Disc foot control Wet/dry foot control	V0041.0003			38.1834.00 (333)	
				38.1821.00 (335)	
<input type="checkbox"/> Disc foot control <b>A</b> Wet/dry foot control with chip blower/accessory button	V0041.0002			38.1862.00 (333)	
				38.1838.00 (335)	
<input type="checkbox"/> Lever foot control <b>A</b> Wet/dry foot control with chip blower/accessory button	V0041.0007			38.1871.00 (333)	
				38.1871.02 (335)	
<input type="checkbox"/> Euro-style foot control conversion kit	V0079.0001			38.0825.00	
<input type="checkbox"/> A-dec relay module <b>I</b>	V0169.0001			90.1080.00	
<input type="checkbox"/> Second brake handle kit	V0080.0001			90.1281.00	
<input type="checkbox"/> Moisture separator (333 only)	V0156.0001			41.1477.01	
<input type="checkbox"/> A-dec Maintain integrated DUWL treatment system (333 only)* Includes large floor box and waterline kit components Order A-dec Maintain solution (p/n: 91.0066.00) and A-dec Maintain test strips (p/n: 91.0067.00) separately Not compatible with A-dec 311xc Performer eVo chair	V0635.0001			41.1622.00	
<input type="checkbox"/> Shut-off valve, threaded (333 only)	V0062.0003			026.158.00	
Delivery system base choices subtotal			\$		
DOCTOR'S CHOICES continued on next page	HANDPIECE POSITION	CONFIGURED PART NUMBER	PRICE	TOTAL	ITEM PART NUMBER
	0 1 2 3 4				
<input type="checkbox"/> Left-hand configuration		V0128.0002			-
<input type="checkbox"/> Quad-voltage intraoral light source Required for handpieces requiring a light source		V0086.0003			90.1168.00
<input type="checkbox"/> Additional control block position		V0101.0006			-
<input type="checkbox"/> Additional whip assembly		V0102.0005			77.1830.00
<b>Syringe Choices</b>					
QD syringe	<input type="checkbox"/> - - - -	V0267.0005			23.1373.00
Warm water QD syringe <b>F H A</b>	<input type="checkbox"/> - - - -	V0267.0004			23.1291.01



# 333/335 Continental Delivery Systems

Availability Varies by Region: Contact Customer Service for Details

DOCTOR'S CHOICES continued	HANDPIECE POSITIONS					CONFIGURED PART NUMBER	PRICE	TOTAL	ITEM PART NUMBER
	0	1	2	3	4				
<b>Air-driven Silicone Handpiece Tubing</b>									
4-hole <b>E</b>	-	<input type="checkbox"/>	<input type="checkbox"/>	<input type="checkbox"/>	<input type="checkbox"/>	V0267.0002			98.1162.00
6-pin <b>E I</b>	-	<input type="checkbox"/>	<input type="checkbox"/>	<input type="checkbox"/>	<input type="checkbox"/>	V0267.0001			98.1164.00
5-hole fiber-optic with bulb <b>E I</b>	-	<input type="checkbox"/>	<input type="checkbox"/>	<input type="checkbox"/>	<input type="checkbox"/>	V0267.0006			98.1163.00
<b>Electric Motor Systems <b>E F H</b></b>									
<b>A-dec XC10 Electric Motor System</b>									
<input type="checkbox"/> Control module A-dec XC10 (2 positions maximum) Works with XC10 Motor						V0053.0012			54.1002.01
XC10 motor and tubing (non-CE version)	-	<input type="checkbox"/>	<input type="checkbox"/>	<input type="checkbox"/>	<input type="checkbox"/>	V0267.0124			54.1009.01
XC10 motor and tubing (CE version)	-	<input type="checkbox"/>	<input type="checkbox"/>	<input type="checkbox"/>	<input type="checkbox"/>	V0267.0126			54.1020.01
<b>A-dec Manufacturing Partner NSK</b>									
<input type="checkbox"/> Control module for NLZ (non-CE version)						V0053.0006			54.0601.01
<input type="checkbox"/> Control module for NLZ (CE version)						V0053.0011			54.0986.01
NLZ motor and tubing (non-CE version)	-	<input type="checkbox"/>	<input type="checkbox"/>	<input type="checkbox"/>	<input type="checkbox"/>	V0267.0089			54.0726.01
NLZ motor and tubing (CE version)	-	<input type="checkbox"/>	<input type="checkbox"/>	<input type="checkbox"/>	<input type="checkbox"/>	V0267.0121			54.1014.01
<b>A-dec Collaboration with KaVo</b> Availability Varies by Region: Contact Customer Service for Details									
<input type="checkbox"/> Control module EMC-703 (2 positions maximum) Works with KL 703 LED Motor						V0053.0009			54.0809.01
KL 703 LED Motor and tubing	-	<input type="checkbox"/>	<input type="checkbox"/>	<input type="checkbox"/>	<input type="checkbox"/>	V0267.0102			54.0846.01
<b>Curing Light Module <b>E H</b></b>									
<b>A-dec Manufacturing Partner Acteon</b>									
Mini LED curing light handpiece, control module, and tubing	-	<input type="checkbox"/>	<input type="checkbox"/>	<input type="checkbox"/>	<input type="checkbox"/>	V0267.0014			54.0291.00
<b>Ultrasonic Instrument Systems <b>E F H</b></b>									
<b>A-dec Manufacturing Partner Acteon</b>									
Newtron Slim control module with tubing	-	<input type="checkbox"/>	<input type="checkbox"/>	<input type="checkbox"/>	<input type="checkbox"/>	V0267.0072			54.0582.00
<b>Handpieces</b>									
<input type="checkbox"/> Newtron Slim B.LED ultrasonic handpiece						V0158.0004			54.0581.00
<input type="checkbox"/> Newtron Slim ultrasonic handpiece						V0158.0005			54.0580.00
<input type="checkbox"/> Ultrasonic instrument tip kit						V0196.0001			54.0406.00
<b>A-dec Manufacturing Partner Dentsply Sirona</b> Built-in ultrasonic scaling system (G139) Availability Varies by Region: Contact Customer Service for Details									
Cavitron Steri-Mate 360 handpiece, control module, tubing, and insert tip	-	<input type="checkbox"/>	<input type="checkbox"/>	<input type="checkbox"/>	<input type="checkbox"/>	V0267.0078			-
Cavitron Steri-Mate handpiece, control module, tubing, and insert tip	-	<input type="checkbox"/>	<input type="checkbox"/>	<input type="checkbox"/>	<input type="checkbox"/>	V0267.0079			-

## LEGEND

- A** = Price reflects retail price adjustment to change from standard to optional feature
- B** = Additional handpiece position required
- E** = Requires control block position
- F** = Requires control module space
- H** = Requires access to 300-watt power supply
- I** = Requires intraoral light source



# 333/335 Continental Delivery Systems


Availability Varies by Region: Contact Customer Service for Details

DOCTOR'S CHOICES continued	HANDPIECE POSITIONS					CONFIGURED PART NUMBER	PRICE	TOTAL	ITEM PART NUMBER
	0	1	2	3	4				
<b>Intraoral Camera Systems ③ ④</b>									
<input type="checkbox"/> A-dec USB 2.0 powered hub <small>Required in control head when supporting two USB devices</small>						V0504.0001			90.1690.00
<input type="checkbox"/> A-dec USB 2.0 redriver <small>Required in the floor box and also required in the control head unless a USB 2.0 powered hub is configured</small>						V0504.0003			90.2105.00
<b>A-dec Manufacturing Partner Acteon</b>									
C20 tubing and cable, no handpiece	-	<input type="checkbox"/>	<input type="checkbox"/>	<input type="checkbox"/>	<input type="checkbox"/>	V0267.0128			54.0948.00
<input type="checkbox"/> C20 intraoral camera, handpiece only						V0043.0015			54.0950.00
Doctor's choices subtotal								\$	
<b>ADD-ONS</b>						<b>CONFIGURED PART NUMBER</b>	<b>PRICE</b>	<b>TOTAL</b>	<b>ITEM PART NUMBER</b>
<b>A-dec 360 Parts &amp; Performance</b>									
<input type="checkbox"/> Annual preventive maintenance kit for 300/500 delivery systems						V0598.0001			90.1835.00
Add-ons subtotal								\$	
Delivery system base choices subtotal								\$	
Doctor's choices subtotal								\$	
Subtotal for all sections								\$	
Quantity								x	
<b>Grand Total</b>								<b>\$</b>	

Confirm there are a maximum of two control module spaces ⑤ used in the configuration.	<input type="checkbox"/>
Confirm there are a maximum of three block positions ⑥ used in the configuration. If four block positions are needed, choose the optional 4-position control block.	<input type="checkbox"/>

# 332/334/336 Traditional Delivery Systems

Availability Varies by Region: Contact Customer Service for Details



A-dec 332 Radius-mount Traditional delivery system shown with QD syringe (standard), handpiece tubings, and deluxe touchpad

## STANDARD FEATURES

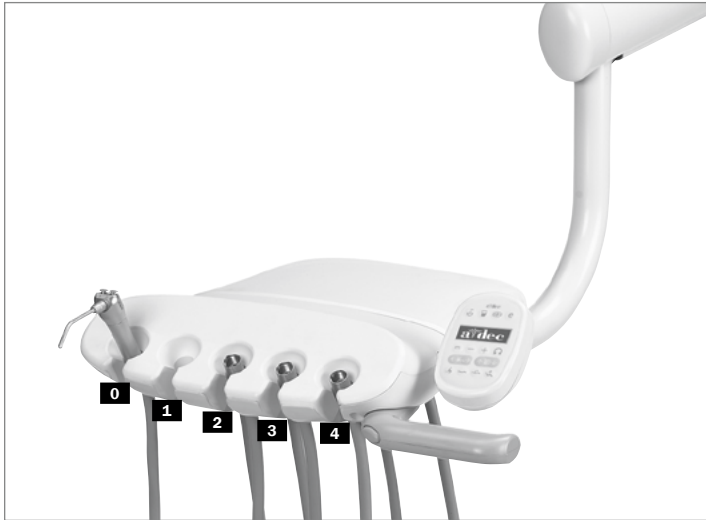
- Balanced flexarm with air brake (332/334) or manual height adjustment (336)
- Can be configured for left- or right-handed dentistry
- Four handpiece holder positions
- Autoclavable quick-disconnect (QD) syringe
- Control head accommodates up to two ancillary control modules
- 15' (4,572 mm) USB 2.0 cable from control head to chair
- Radius-mounted systems include self-contained water system with QD 2-liter water bottle
- Adjustable air coolant
- Individually adjustable water coolant

NOTE: A-dec 362 or 363 support center required when ordering an A-dec 334 or 335 delivery system.

NOTE: When left-hand configuration option is selected, the configuration will be a mirror image of the standard, right-hand, configuration.

NOTE: Floor box ordered with chair. Included only with A-dec 362 support mount.


NOTE: Water bottle for A-dec 334 or 335 is included in the A-dec 362 or 363 support center.



A-dec 334 support-mount Traditional delivery system shown with QD syringe (standard), handpiece tubings and deluxe touchpad

## MOUNTING CHOICES

- Radius chair mounted
  - Available on A-dec 311, 411, and Performer eVo chairs
  - Available as a replacement delivery system on older A-dec 511 (version A) chairs
  - Left/right delivery system
- Support center mounted
  - Available on A-dec 311 (version A) and A-dec chairs with 362 or 363 support centers
  - Available as a replacement delivery system on older A-dec 511 (version A) chairs
  - Dedicated left or right delivery system



A-dec 336 Radius-mount Traditional delivery system with manual height adjustment, shown with QD syringe (standard), handpiece tubings, and deluxe touchpad



Estimated shipping weight: 61 lb (28 kg)



# 332/334/336 Traditional Delivery Systems

Availability Varies by Region: Contact Customer Service for Details

DELIVERY SYSTEM BASE CHOICES continued on next page	CONFIGURED PART NUMBER	PRICE	TOTAL	ITEM PART NUMBER
<input type="checkbox"/> 332 Radius without touchpad	V0195.0023			-
<input type="checkbox"/> 334 Support mount without touchpad Requires A-dec 362 or 363 support center	V0195.0029			-
<input type="checkbox"/> 336 Radius without touchpad	V0195.0241			-
<b>Mounting Style</b>				
<input type="checkbox"/> A-dec 311 or Performer eVo Radius mount for 332/336	V0055.0038			-
<input type="checkbox"/> A-dec 411 Radius chair mount for 332/336	V0055.0009			-
<input type="checkbox"/> A-dec 362 support center mount for 334	V0055.0040			-
<input type="checkbox"/> A-dec 363 support center mount for 334	V0055.0039			-
A-dec 511 (version A) Radius mount for 332/336 <input type="checkbox"/> Chairs manufactured April 2011 and prior <input type="checkbox"/> Chairs manufactured May 2011 to present	V0055.0069 V0055.0070			- -
<b>Tray Holders</b>				
<input type="checkbox"/> Standard tray holder (does not include tray)	V0070.0011			77.0933.00
<input type="checkbox"/> Large tray holder (does not include tray)	V0070.0010			77.0932.00
<b>Trays</b>				
<input type="checkbox"/> Standard tray (up to a quantity of three)	V0573.0001			043.001.00
<input type="checkbox"/> Large tray (up to a quantity of three)	V0573.0002			043.006.00
<b>Foot Control Choices</b>				
<input type="checkbox"/> Disc foot control Wet/dry foot control	V0041.0003			38.1834.00 (332/336)
				38.1821.00 (334)
<input type="checkbox"/> Disc foot control <b>A</b> Wet/dry foot control with chip blower/accessory button	V0041.0002			38.1862.00 (332/336)
				38.1838.00 (334)
<input type="checkbox"/> Lever foot control <b>A</b> Wet/dry foot control with chip blower/accessory button	V0041.0007			38.1871.00 (332/336)
				38.1871.02 (334)
<input type="checkbox"/> Euro-style foot control conversion kit	V0079.0001			38.0825.00
<input type="checkbox"/> A-dec relay module <b>H</b>	V0169.0001			90.1080.00
Second brake handle kit <input type="checkbox"/> For A-dec 332/334 <input type="checkbox"/> For A-dec 336	V0080.0001 V0080.0003			90.1281.00 90.1451.00
<input type="checkbox"/> Saliva ejector (mounts to auxiliary position, 336 only)	V0461.0002			77.1377.00
<input type="checkbox"/> Moisture separator (332/336 only)	V0156.0001			41.1477.01
<input type="checkbox"/> A-dec Maintain integrated DUWL treatment system (332/336 only) Includes large floor box and waterline kit components Order A-dec Maintain solution (p/n: 91.0066.00) and A-dec Maintain test strips (p/n: 91.0067.00) separately Not compatible with A-dec 311xlc Performer eVo chair	V0635.0001			41.1622.00
<input type="checkbox"/> Shut-off valve, threaded (332/336 only)	V0062.0003			026.158.00
Delivery system base choices subtotal			\$	

## LEGEND

- A** = Price reflects retail price adjustment to change from standard to optional feature
- B** = Additional handpiece position required
- D** = Deluxe touchpad required
- E** = Requires control block position
- F** = Requires control module space
- H** = Requires access to 300-watt power supply
- I** = Requires intraoral light source
- J** = Side exhausting Borden tubing



# 332/334/336 Traditional Delivery Systems

Availability Varies by Region: Contact Customer Service for Details

DOCTOR'S CHOICES continued on next page	HANDPIECE POSITION					CONFIGURED PART NUMBER	PRICE	TOTAL	ITEM PART NUMBER
	0	1	2	3	4				
<input type="checkbox"/> Left-hand configuration						V0128.0002			-
<b>Control Pad</b>									
<input type="checkbox"/> Standard touchpad						V0036.0007			90.1196.00
<input type="checkbox"/> Deluxe touchpad						V0036.0006			90.1197.00
<input type="checkbox"/> No control pad						V0036.0002			-
<input type="checkbox"/> Quad-voltage intraoral light source <small>Required for handpieces requiring a light source</small>						V0086.0003			90.1168.00
<input type="checkbox"/> Additional control block position						V0101.0006			-
<b>Syringe Choices</b>									
<input type="checkbox"/> QD syringe	<input type="checkbox"/>	-	-	-	-	V0267.0005			23.1374.00
<input type="checkbox"/> Warm water QD syringe <b>F H A</b>	<input type="checkbox"/>	-	-	-	-	V0267.0004			23.1290.01
<b>Air-driven Silicone Handpiece Tubing</b>									
3-hole <b>E I</b>	-	<input type="checkbox"/>	<input type="checkbox"/>	<input type="checkbox"/>	<input type="checkbox"/>	V0267.0015			98.1086.00
4-hole <b>E</b>	-	<input type="checkbox"/>	<input type="checkbox"/>	<input type="checkbox"/>	<input type="checkbox"/>	V0267.0002			98.1162.00
6-pin <b>E I</b>	-	<input type="checkbox"/>	<input type="checkbox"/>	<input type="checkbox"/>	<input type="checkbox"/>	V0267.0001			98.1164.00
5-hole fiber-optic with bulb <b>E I</b>	-	<input type="checkbox"/>	<input type="checkbox"/>	<input type="checkbox"/>	<input type="checkbox"/>	V0267.0006			98.1163.00
<b>Air-driven Vinyl Handpiece Tubing</b>									
3-hole <b>E I</b>	-	<input type="checkbox"/>	<input type="checkbox"/>	<input type="checkbox"/>	<input type="checkbox"/>	V0267.0029			98.1093.00
4-hole <b>E</b>	-	<input type="checkbox"/>	<input type="checkbox"/>	<input type="checkbox"/>	<input type="checkbox"/>	V0267.0031			98.1094.00
6-pin <b>E I</b>	-	<input type="checkbox"/>	<input type="checkbox"/>	<input type="checkbox"/>	<input type="checkbox"/>	V0267.0030			98.1096.00
5-hole fiber-optic with bulb <b>E I</b>	-	<input type="checkbox"/>	<input type="checkbox"/>	<input type="checkbox"/>	<input type="checkbox"/>	V0267.0028			98.1095.00
<b>Electric Motor Systems <b>E F H</b></b>									
<b>A-dec XC10 Electric Motor System</b>									
<input type="checkbox"/> Control module A-dec XC10 (2 positions maximum) <small>Works with XC10 Motor</small>						V0053.0012			54.1002.01
XC10 motor and tubing (non-CE version)	-	<input type="checkbox"/>	<input type="checkbox"/>	<input type="checkbox"/>	<input type="checkbox"/>	V0267.0124			54.1009.01
XC10 motor and tubing (CE version)	-	<input type="checkbox"/>	<input type="checkbox"/>	<input type="checkbox"/>	<input type="checkbox"/>	V0267.0126			54.1020.01
<b>A-dec Manufacturing Partner NSK</b>									
<input type="checkbox"/> Control module for NLZ (non-CE version)						V0053.0006			54.0601.01
<input type="checkbox"/> Control module for NLZ (CE version)						V0053.0011			54.0986.01
NLZ motor and tubing (non-CE version)	-	<input type="checkbox"/>	<input type="checkbox"/>	<input type="checkbox"/>	<input type="checkbox"/>	V0267.0089			54.0726.01
NLZ motor and tubing (CE version)	-	<input type="checkbox"/>	<input type="checkbox"/>	<input type="checkbox"/>	<input type="checkbox"/>	V0267.0121			54.1014.01
<b>A-dec Collaboration with KaVo</b> <small>Availability Varies by Region: Contact Customer Service for Details</small>									
<input type="checkbox"/> Control module EMC-703 (2 positions maximum) <small>Works with KL 703 LED Motor</small>						V0053.0009			54.0809.01
KL 703 LED Motor and tubing	-	<input type="checkbox"/>	<input type="checkbox"/>	<input type="checkbox"/>	<input type="checkbox"/>	V0267.0102			54.0846.01
<b>Curing Light Module <b>F H</b></b>									
Mini LED curing light handpiece, control module, and tubing	-	<input type="checkbox"/>	<input type="checkbox"/>	<input type="checkbox"/>	<input type="checkbox"/>	V0267.0014			54.0291.00
<b>Ultrasonic Instrument Systems <b>E F H</b></b>									
<b>A-dec Manufacturing Partner Acteon</b>									
Newtron Slim control module with tubing	-	<input type="checkbox"/>	<input type="checkbox"/>	<input type="checkbox"/>	<input type="checkbox"/>	V0267.0072			54.0582.00
<b>Handpieces</b>									
<input type="checkbox"/> Newtron Slim B.LED ultrasonic handpiece						V0158.0004			54.0581.00
<input type="checkbox"/> Newtron Slim ultrasonic handpiece						V0158.0005			54.0580.00
<input type="checkbox"/> Ultrasonic instrument tip kit						V0196.0001			54.0406.00
<b>A-dec Manufacturing Partner Dentsply Sirona</b> <small>Built-in ultrasonic scaling system (G139) Availability Varies by Region: Contact Customer Service for Details</small>									
Cavitron Steri-Mate 360 handpiece, control module, tubing, and insert tip	-	<input type="checkbox"/>	<input type="checkbox"/>	<input type="checkbox"/>	<input type="checkbox"/>	V0267.0078			-
Cavitron Steri-Mate handpiece, control module, tubing, and insert tip	-	<input type="checkbox"/>	<input type="checkbox"/>	<input type="checkbox"/>	<input type="checkbox"/>	V0267.0079			-



# 332/334/336 Traditional Delivery Systems

Availability Varies by Region: Contact Customer Service for Details

DOCTOR'S CHOICES continued	HANDPIECE POSITION					CONFIGURED PART NUMBER	PRICE	TOTAL	ITEM PART NUMBER
	0	1	2	3	4				
<b>Intraoral Camera Systems <b>B</b> <b>H</b></b>									
<input type="checkbox"/> A-dec USB 2.0 powered hub <small>Required in control head when supporting two USB devices</small>						V0504.0001			90.1690.00
<input type="checkbox"/> A-dec USB 2.0 redriver <small>Required in the floor box and also required in the control head unless a USB 2.0 powered hub is configured</small>						V0504.0003			90.2105.00
<b>A-dec Manufacturing Partner Acteon</b>									
<input type="checkbox"/> C20 tubing and cable, no handpiece	-	<input type="checkbox"/>	<input type="checkbox"/>	<input type="checkbox"/>	<input type="checkbox"/>	V0267.0128			54.0948.00
<input type="checkbox"/> C20 intraoral camera, handpiece only						V0043.0015			54.0950.00
Doctor's choices subtotal								\$	
ADD-ONS						CONFIGURED PART NUMBER	PRICE	TOTAL	ITEM PART NUMBER
<b>A-dec 360 Parts &amp; Performance</b>									
<input type="checkbox"/> Annual preventive maintenance kit for 300/500 delivery systems						V0598.0001			90.1835.00
Add-ons subtotal								\$	
Delivery system base choices subtotal								\$	
Doctor's choices subtotal								\$	
Subtotal for all sections								\$	
Quantity								x	
<b>Grand Total</b>								\$	

Confirm there are a maximum of two control module spaces <b>F</b> used in the configuration	<input type="checkbox"/>
Confirm there are a maximum of three block positions <b>E</b> used in the configuration. If four block positions are needed, choose the optional 4-position control block.	<input type="checkbox"/>

### LEGEND

- A** = Price reflects retail price adjustment to change from standard to optional feature
- B** = Additional handpiece position required
- E** = Requires control block position
- F** = Requires control module space
- H** = Requires access to 300-watt power supply
- I** = Requires intraoral light source
- K** = Compatible with A-dec 311 (version B)

# 342 Side Delivery System

Availability Varies by Region: Contact Customer Service for Details



## STANDARD FEATURES

- For use with A-dec Inspire or wall mount
- Wall-mount delivery system includes a crystal-color laminate backboard
- Balanced flexarm
- Can be configured for left- or right-handed dentistry
- Four handpiece holder positions
- Autoclavable quick-disconnect (QD) syringe
- 15' (4,572 mm) USB 2.0 cable
- Self-contained water system with QD 2-liter water bottle
- Adjustable air coolant
- Individually adjustable water coolant

NOTE: When left-hand configuration option is selected, the configuration will be a mirror image of the standard right-hand configuration.

NOTE: Floor box ordered with chair.

A-dec 342 side delivery system shown with QD syringe, handpiece tubings, and Standard touchpad.

DELIVERY SYSTEM BASE CHOICES	CONFIGURED PART NUMBER	PRICE	TOTAL	ITEM PART NUMBER
342 cabinet mount delivery system	V0195.0270			
342 wall mount delivery system	V0195.0269			
<b>Tray Holders</b>				
<input type="checkbox"/> Standard tray holder (does not include tray)	V0070.0011			77.0933.00
<input type="checkbox"/> Large tray holder (does not include tray)	V0070.0010			77.0932.00
<b>Trays</b>				
<input type="checkbox"/> Standard tray (up to a quantity of three)	V0573.0001			043.001.00
<input type="checkbox"/> Large tray (up to a quantity of three)	V0573.0002			043.006.00
<b>Foot Control</b>				
<input type="checkbox"/> Disc foot control Wet/dry foot control	V0041.0003			38.1982.00
<input type="checkbox"/> Disc foot control <b>A</b> Wet/dry foot control with chip blower / accessory button	V0041.0002			38.1829.01
<input type="checkbox"/> Lever foot control <b>A</b> Wet/dry foot control with chip blower/accessory button	V0041.0007			38.1871.03
<input type="checkbox"/> A-dec relay module <b>B</b>	V0169.0001			90.1080.00
<input type="checkbox"/> Second brake handle kit	V0080.0003			90.1451.00
300-watt power supply				
<input type="checkbox"/> 100V	V0060.0005			43.0259.00
<input type="checkbox"/> 120V	V0060.0006			43.0260.00
<input type="checkbox"/> 240V	V0060.0007			43.0261.00
25-watt power supply				
<input type="checkbox"/> 100V	V0060.0011			28.1479.00
<input type="checkbox"/> 120V	V0060.0010			28.1480.00
<input type="checkbox"/> 240V	V0060.0009			28.1481.00
<input type="checkbox"/> Power supply connector kit Required to connect 342 to A-dec 511 chair power supplies	V0060.0002			77.1239.00
<input type="checkbox"/> Power supply connector kit Required to connect 342 to A-dec 311/411 chair power supplies	V0060.0003			77.1240.00
<input type="checkbox"/> Remote stainless steel floor box with cover and 7' (2,134 mm) umbilical	V0040.0014			41.1491.01
Delivery system base choices subtotal			\$	



Estimated shipping weight: 82 lb (37 kg)



# 342 Side Delivery System

Availability Varies by Region: Contact Customer Service for Details

DOCTOR'S CHOICES continued on next page	HANDPIECE POSITIONS					CONFIGURED PART NUMBER	PRICE	TOTAL	ITEM PART NUMBER
	0	1	2	3	4				
<input type="checkbox"/> Left hand configuration						V0128.0002			-
<b>Control Pad</b>									
<input type="checkbox"/> Standard touchpad						V0036.0007			90.1196.00
<input type="checkbox"/> Deluxe touchpad						V0036.0006			90.1197.00
<input type="checkbox"/> Quad-voltage intraoral light source Required for handpieces requiring a light source						V0086.0003			90.1168.00
<input type="checkbox"/> Additional control block position						V0101.0009			-
<b>Autoclavable Syringe</b>									
QD syringe	<input type="checkbox"/>	-	-	-	-	V0267.0005			23.1374.00
Warm water QD syringe <b>F H A</b>	<input type="checkbox"/>	-	-	-	-	V0267.0004			23.1290.01
<b>Air-driven Silicone Handpiece Tubing</b>									
4-hole <b>E</b>	-	<input type="checkbox"/>	<input type="checkbox"/>	<input type="checkbox"/>	<input type="checkbox"/>	V0267.0002			98.1162.00
6-pin <b>E J</b>	-	<input type="checkbox"/>	<input type="checkbox"/>	<input type="checkbox"/>	<input type="checkbox"/>	V0267.0001			98.1164.00
5-hole fiber-optic with bulb <b>E I</b>	-	<input type="checkbox"/>	<input type="checkbox"/>	<input type="checkbox"/>	<input type="checkbox"/>	V0267.0006			98.1163.00
<b>Electric Motor Systems <b>E F H</b></b>									
<b>A-dec XC10 Electric Motor System</b>									
<input type="checkbox"/> Control module A-dec XC10 (2 positions maximum) Works with XC10 Motor						V0053.0012			54.1002.01
XC10 motor and tubing (non-CE version)	-	<input type="checkbox"/>	<input type="checkbox"/>	<input type="checkbox"/>	<input type="checkbox"/>	V0267.0124			54.1009.01
XC10 motor and tubing (CE version)	-	<input type="checkbox"/>	<input type="checkbox"/>	<input type="checkbox"/>	<input type="checkbox"/>	V0267.0126			54.1020.01
<b>A-dec Manufacturing Partner NSK</b>									
<input type="checkbox"/> Control module for NLZ (non-CE version)						V0053.0006			54.0601.01
<input type="checkbox"/> Control module for NLZ (CE version)						V0053.0011			54.0986.01
NLZ motor and tubing (non-CE version)	-	<input type="checkbox"/>	<input type="checkbox"/>	<input type="checkbox"/>	<input type="checkbox"/>	V0267.0089			54.0726.01
NLZ motor and tubing (CE version)	-	<input type="checkbox"/>	<input type="checkbox"/>	<input type="checkbox"/>	<input type="checkbox"/>	V0267.0121			54.1014.01
<b>A-dec Collaboration with KaVo</b> Availability Varies by Region: Contact Customer Service for Details									
<input type="checkbox"/> Control module EMC-703 (2 positions maximum) Works with KL 703 LED Motor						V0053.0009			54.0809.01
KL 703 LED Motor and tubing	-	<input type="checkbox"/>	<input type="checkbox"/>	<input type="checkbox"/>	<input type="checkbox"/>	V0267.0102			54.0846.01
<b>Curing Light Module <b>F H</b></b>									
<b>A-dec Manufacturing Partner Acteon</b>									
Mini LED curing light handpiece, control module, and tubing	-	<input type="checkbox"/>	<input type="checkbox"/>	<input type="checkbox"/>	<input type="checkbox"/>	V0267.0014			54.0291.00

## LEGEND

- A** = Price reflects retail price adjustment to change from standard to optional feature
- B** = Additional handpiece position required
- E** = Requires control block position
- F** = Requires control module space
- H** = Requires access to 300-watt power supply
- I** = Requires intraoral light source
- J** = Side exhausting Borden tubing



# 342 Side Delivery System

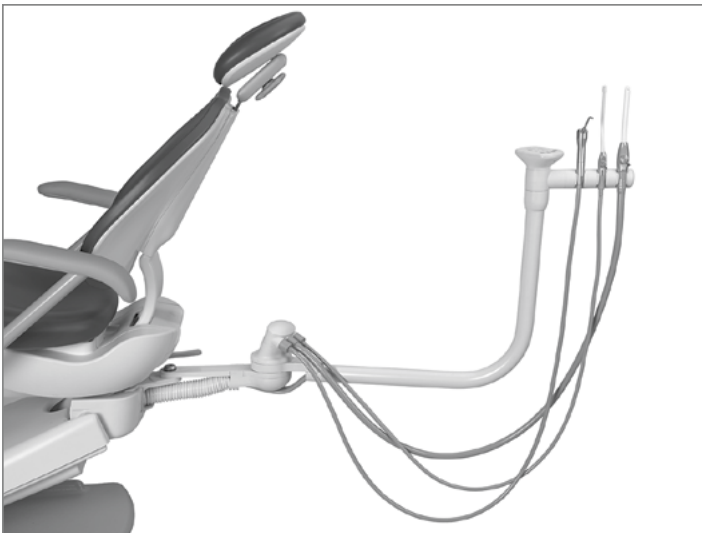
Availability Varies by Region: Contact Customer Service for Details

DOCTOR'S CHOICES continued	HANDPIECE POSITIONS					CONFIGURED PART NUMBER	PRICE	TOTAL	ITEM PART NUMBER
	0	1	2	3	4				
<b>Ultrasonic Instrument Systems <b>E F H</b></b>									
<b>A-dec Manufacturing Partner Acteon</b>									
Newtron Slim control module with tubing	-	<input type="checkbox"/>	<input type="checkbox"/>	<input type="checkbox"/>	<input type="checkbox"/>	V0267.0072			54.0582.00
<b>Handpieces</b>									
<input type="checkbox"/> Newtron Slim B.LED ultrasonic handpiece						V0158.0004			54.0581.00
<input type="checkbox"/> Newtron Slim ultrasonic handpiece						V0158.0005			54.0580.00
<input type="checkbox"/> Ultrasonic instrument tip kit						V0196.0001			54.0406.00
<b>A-dec Manufacturing Partner Dentsply Sirona</b> Built-in ultrasonic scaling system (G139) Availability Varies by Region: Contact Customer Service for Details									
Cavitron Steri-Mate 360 handpiece, control module, tubing, and insert tip	-	<input type="checkbox"/>	<input type="checkbox"/>	<input type="checkbox"/>	<input type="checkbox"/>	V0267.0078			-
Cavitron Steri-Mate handpiece, control module, tubing, and insert tip	-	<input type="checkbox"/>	<input type="checkbox"/>	<input type="checkbox"/>	<input type="checkbox"/>	V0267.0079			-
<b>Intraoral Camera Systems <b>E H</b></b>									
<input type="checkbox"/> A-dec USB 2.0 powered hub Required when supporting two USB devices						V0504.0001			90.1690.00
<input type="checkbox"/> A-dec USB 2.0 redriver Required in control head unless a USB 2.0 powered hub is configured and optional in floor box						V0504.0003			90.2105.00
<b>A-dec Manufacturing Partner Acteon</b>									
C20 tubing and cable, no handpiece	-	<input type="checkbox"/>	<input type="checkbox"/>	<input type="checkbox"/>	<input type="checkbox"/>	V0267.0128			54.0948.00
<input type="checkbox"/> C20 intraoral camera, handpiece only						V0043.0015			54.0950.00
Doctor's choices subtotal								\$	
<b>ADD-ONS</b>						<b>CONFIGURED PART NUMBER</b>	<b>PRICE</b>	<b>TOTAL</b>	<b>ITEM PART NUMBER</b>
<b>A-dec 360 Parts &amp; Performance</b>									
<input type="checkbox"/> Annual preventive maintenance kit for 300/500 delivery systems						V0598.0001			90.1835.00
Add-ons subtotal								\$	
Doctor's choices subtotal								\$	
Delivery system base choices subtotal								\$	
Subtotal for all sections								\$	
Quantity								x	
<b>Grand Total</b>								<b>\$</b>	

Confirm there are a maximum of three control module spaces <b>F</b> used in the configuration	<input type="checkbox"/>
Confirm there are a maximum of three block positions <b>E</b> used in the configuration. If four block positions are needed, choose the optional 4-position control block	<input type="checkbox"/>

## LEGEND

- A** = Price reflects retail price adjustment to change from standard to optional feature
- B** = Additional handpiece position required
- E** = Requires control block position
- F** = Requires control module space
- H** = Requires access to 300-watt power supply
- I** = Requires intraoral light source



A-dec 351 Radius assistant's Instrumentation shown with three holder positions and Standard touchpad

## STANDARD FEATURES

- Autoclavable 11 mm high-volume evacuator (HVE) and saliva ejector (SE)
- Mounts to A-dec 311, 411, 511, and Performer eVo chairs
- Back radius hub to position assistant's instrumentation on either side of the chair

NOTE: A-dec relay module (p/n 90.1080.00) is required to activate (central) vacuum/amalgam separator via the auto-electric switches.



351 without touchpad


ASSISTANT'S INSTRUMENTATION CHOICES	CONFIGURED PART NUMBER	PRICE	TOTAL	ITEM PART NUMBER
351 Rear mount rigid arm	V0195.0039			-
<input type="checkbox"/> Moisture separator	V0156.0001			41.1477.00
<input type="checkbox"/> Standard touchpad	V0007.0004			90.1184.00
<b>Syringe Choices</b>				
<input type="checkbox"/> Assistant's QD syringe	V0105.0044			23.1402.00
<input type="checkbox"/> No syringe	V0105.0042			-
<b>Curing Light Choices <sup>H</sup></b>				
<b>A-dec Manufacturing Partner Acteon</b>				
<input type="checkbox"/> Holder only	V0462.0001			99.0653.03
<input type="checkbox"/> Mini LED curing light handpiece, control module, and tubing Requires holder	V0004.0014			54.0291.00
<b>Holder Choices</b>				
<input type="checkbox"/> Auto-electric holders <sup>L</sup> If selected with additional HVE, dual turret is required	V0402.0002			-
<input type="checkbox"/> Dual turret configuration	V0403.0001			-
<input type="checkbox"/> Large bore 15 mm HVE	V0200.0002			-
<input type="checkbox"/> Dürr Universal III Cannulas (qty 20)	V0575.0001			-
<b>Additional HVE and holder</b>				
<input type="checkbox"/> 11 mm	V0087.0007			-
<input type="checkbox"/> 15 mm	V0087.0006			-
<input type="checkbox"/> Shut-off valve, threaded	V0062.0003			026.158.00
<input type="checkbox"/> Master toggle kit	V0113.0001			90.1088.01
<input type="checkbox"/> Stand alone utility kit	V0100.0004			-
<input type="checkbox"/> Remote water bottle kit Required for use with stand alone utility kit	V0116.0002			14.0471.00
Assistant's instrumentation choices subtotal			\$	
Quantity			x	
<b>Grand Total</b>			<b>\$</b>	

## LEGEND

- <sup>H</sup> = Requires access to 300-watt power supply
- <sup>I</sup> = Requires intraoral light source
- <sup>K</sup> = Compatible with A-dec 311 (version B)
- <sup>L</sup> = Requires touchpad



Estimated shipping weight: 28 lb (13 kg)



A-dec 352 support center-mounted telescoping assistant's instrumentation shown with three holder positions

## STANDARD FEATURES

- 11 mm high-volume evacuator (HVE) and saliva ejector (SE)
- Telescoping A-dec 352 assistant's instrumentation arm

NOTE: Vacuum canister required on A-dec 362 or 363 support center when ordering assistant's instrumentation. For a new A-dec 362 or 363 support center installation, order the vacuum canister with the A-dec 362 or 363 support center for factory installation.

NOTE: A-dec Relay Module (p/n 90.1080.00) is required to activate (central) vacuum/amalgam separator via the auto-electric switches.

ASSISTANT'S INSTRUMENTATION CHOICES	CONFIGURED PART NUMBER	PRICE	TOTAL	ITEM PART NUMBER
352 Support center mount telescoping arm	V0195.0050			-
<input type="checkbox"/> Standard touchpad	V0007.0004			90.1184.00
<b>Syringe Choices</b>				
<input type="checkbox"/> Assistant's QD syringe	V0105.0044			23.1402.00
<input type="checkbox"/> No syringe	V0105.0042			-
<b>Curing Light Choices ⓘ</b>				
<b>A-dec Manufacturing Partner Acteon</b>				
<input type="checkbox"/> Holder only	V0462.0001			99.0653.03
<input type="checkbox"/> Mini LED curing light handpiece, control module, and tubing Requires holder	V0004.0014			54.0291.00
<b>Holder Choices</b>				
<input type="checkbox"/> Auto-electric holders ⓘ If selected with additional HVE, dual turret is required	V0402.0002			-
<input type="checkbox"/> Dual turret configuration	V0403.0001			-
<input type="checkbox"/> Large bore 15 mm HVE	V0200.0002			-
<input type="checkbox"/> Dürr Universal III Cannulas (qty 20)	V0575.0001			-
<b>Additional HVE and holder</b>				
<input type="checkbox"/> 11 mm	V0087.0007			-
<input type="checkbox"/> 15 mm	V0087.0006			-
<input type="checkbox"/> Vacuum canister Required for field upgrade on an existing A-dec 362 or 363 support center	V0112.0001			77.0941.01
<b>Assistant's instrumentation choices subtotal</b>			\$	
<b>Quantity</b>			x	
<b>Grand Total</b>			\$	

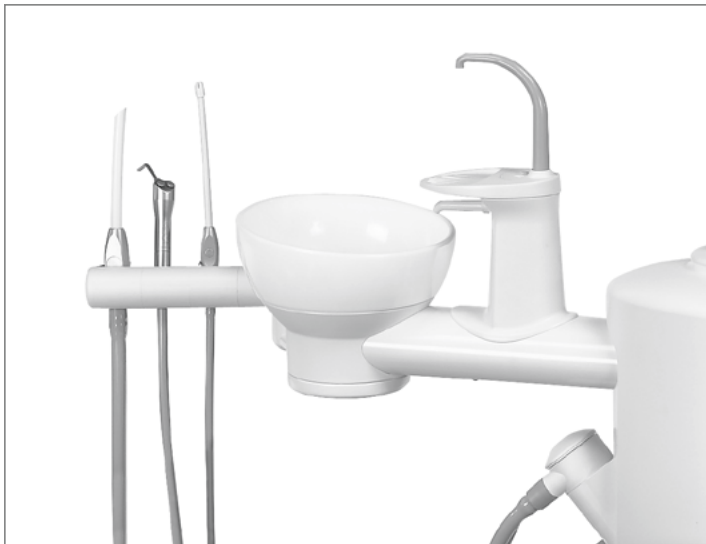
NOTE: A-dec 352/353 assistant's instrumentation require an A-dec 362 or 363 support center.

## LEGEND

- Ⓜ = Requires access to 300-watt power supply
- Ⓢ = Requires intraoral light source
- Ⓚ = Compatible with A-dec 311 (version B)
- Ⓛ = Requires touchpad



Estimated shipping weight: 15 lb (7 kg)



A-dec 353 cuspidor-mounted fixed-position assistant's instrumentation shown with three holder positions

## STANDARD FEATURES

- 11 mm high-volume evacuator (HVE) and saliva ejector (SE)
- Fixed-position mounted cuspidor A-dec 353 assistant's instrumentation arms

NOTE: Vacuum canister required on A-dec 362 or 363 support center when ordering assistant's instrumentation. For a new A-dec 362 or 363 support center installation, order the vacuum canister with the A-dec 362 or 363 support center for factory installation.

NOTE: A built-in relay module on the cuspidor board can be used for ancillary, central vacuum, or amalgam separator activation via the auto-electric switches.

ASSISTANT'S INSTRUMENTATION CHOICES	CONFIGURED PART NUMBER	PRICE	TOTAL	ITEM PART NUMBER
353 Cuspidor mount fixed-position arm	V0195.0064			-
<input type="checkbox"/> Standard touchpad	V0007.0004			90.1184.00
<b>Syringe Choices</b>				
<input type="checkbox"/> Assistant's QD syringe	V0105.0044			23.1402.00
<input type="checkbox"/> No syringe	V0105.0042			-
<b>Curing Light Choices <sup>H</sup></b>				
<b>A-dec Manufacturing Partner Acteon</b>				
<input type="checkbox"/> Holder only	V0462.0001			99.0653.03
<input type="checkbox"/> Mini LED curing light handpiece, control module, and tubing Requires holder	V0004.0014			54.0291.00
<b>Holder Choices</b>				
<input type="checkbox"/> Auto-electric holders <sup>L</sup> If selected with additional HVE, dual turret is required	V0402.0002			-
<input type="checkbox"/> Dual turret configuration	V0403.0001			-
<input type="checkbox"/> Large bore 15 mm HVE	V0200.0002			-
<input type="checkbox"/> Dürr Universal III Cannulas (qty 20)	V0575.0001			-
<input type="checkbox"/> For use with AVS	V0200.0006			-
Additional HVE and holder				
<input type="checkbox"/> 11 mm	V0087.0007			-
<input type="checkbox"/> 15 mm	V0087.0006			-
<input type="checkbox"/> Vacuum canister Required for field upgrades on an existing A-dec 362 or 363 support center	V0112.0001			77.0941.01
Assistant's instrumentation choices subtotal			\$	
Quantity			x	
<b>Grand Total</b>			<b>\$</b>	

NOTE: A-dec 352/353 assistant's instrumentation require an A-dec 362 or 363 support center.

## LEGEND

- <sup>H</sup> = Requires access to 300-watt power supply
- <sup>I</sup> = Requires intraoral light source
- <sup>K</sup> = Compatible with A-dec 311 (version B)
- <sup>L</sup> = Requires touchpad



Estimated shipping weight: 7 lb (3 kg)

## STANDARD FEATURES

### SUPPORT CENTER

#### POST-MOUNT (362)

- Mounts to A-dec chairs that accept 2" post mount
- Includes remote stainless steel floor box
- AVS capability
- Mount dedicated left or right
- 2-liter self-contained water system with quick-disconnect (QD) water bottle

#### PEDESTAL-MOUNT (363)

- Rigid support structure
- Ability to mount on left or right side of 311 (version B) chair
- Independent snap-fit side covers for easy support center access
- AVS capability
- Mount dedicated left or right
- 2-liter self-contained water system with quick-disconnect (QD) water bottle

### CUSPIDOR

- Glass bowl with bowl screen
- Accommodates large tumbler
- Manual and timed adjustable cup fill and bowl rinse
- Built-in A-dec relay module on cuspidor board
- Local cup fill/bowl rinse actuation and programming

NOTE: A-dec 362 or 363 support center required when ordering an A-dec 334pro or A-dec 335pro delivery system and/or A-dec 352 or A-dec 353 assistant's instrumentation.

NOTE: Vacuum canister required when ordering assistant's instrumentation.

NOTE: A-dec 300 touchpads require data ports on the chair printed circuit board to operate the auto dental light and chair movement.

NOTE: A built-in relay module on the cuspidor board can be used for ancillary, central vacuum, or amalgam separator activation via the auto-electric switches.

NOTE: If a cuspidor is not included on the 362 or 363 model, an A-dec relay module (p/n 90.1080.00) is required to activate (central) vacuum/amalgam separator via the auto-electric switches.



A-dec 362 support center, cuspidor, light and monitor mount shown on A-dec 311 chair



A-dec 363 support center, cuspidor, light and monitor mount shown on A-dec 311 chair



Support center with cuspidor



Support center without cuspidor



A-dec 362 post-mount support center



A-dec 363 pedestal-mount support center



Estimated shipping weight:  
 A-dec 362 - 84 lb (38 kg)  
 A-dec 363 - 73 lb (33 kg)  
 UPS shipping available



# 362/363 Cuspidor and Support Center

SUPPORT CENTER CHOICES	CONFIGURED PART NUMBER	PRICE	TOTAL	ITEM PART NUMBER
<input type="checkbox"/> A-dec 362 post mount Includes remote floor box	V0195.0242			-
<input type="checkbox"/> A-dec 363 pedestal mount	V0195.0243			-
<input type="checkbox"/> A-dec 362/363 cuspidor <b>H</b>	V0111.0002			-
<input type="checkbox"/> A-dec 362/363 cuspidor with AVS (requires canister)	V0111.0001			-
<input type="checkbox"/> P-trap for gravity drain Available only for A-dec 363 pedestal-mount units	V0114.0001			77.0923.00
<input type="checkbox"/> A-dec relay module <b>H</b>	V0169.0001			90.1080.00
<input type="checkbox"/> Vacuum canister for assistant's instrumentation Required for A-dec 352 or A-dec 353 assistant's Instrumentation	V0112.0001			77.0941.01
<input type="checkbox"/> Master toggle kit Required when ordered without chair-mounted delivery system.	V0113.0001			90.1189.00
300-watt power supply				
<input type="checkbox"/> 100V	V0060.0005			43.0259.00
<input type="checkbox"/> 120V	V0060.0006			43.0260.00
<input type="checkbox"/> 240V	V0060.0007			43.0261.00
<input type="checkbox"/> Moisture separator	V0156.0001			41.1477.00
<input type="checkbox"/> Shut-off valve, threaded (x2)	V0062.0006			026.158.00
<b>CHAIR ADAPTER CHOICES FOR A-DEC 362 POST MOUNTING</b>				
<input type="checkbox"/> A-dec 511 chair adapter	V0096.0019			77.0921.00
<input type="checkbox"/> A-dec 311, 411, and Performer eVo chair adapter**	V0096.0018			77.1301.00
Support center choices subtotal			\$	
Quantity			x	
<b>Grand Total</b>			<b>\$</b>	

NOTE: \*\*Chair adapter p/n 77.1301.00 is not compatible with A-dec 311 (version A) chairs.

## LEGEND

**C** = Touchpad required

**H** = Requires access to 300-watt power supply



# A-dec Performer eVo

## Chair

91 311xlc Performer eVo Dental Chair

## Delivery

### Legacy 300 Delivery

69 Control Pad Options

70 333/335 Continental Delivery Systems

74 332/334/336 Traditional Delivery Systems

## Cuspidor and Support Center

42 461 Cuspidor and Support Center

84 362 Cuspidor and Support Center

## Assistant's Instrumentation

81 351 Chair Mounted

82 352 Support Center Mounted

83 353 Cuspidor Mounted

34 551sta Rear Support Link Mounted

## Lights

92 E72 Performer eVo Dental Light

107 371L/372L Dental Light

105 571L/572L Dental Light

## Monitor Mounts

117 381/482 Monitor Mount

## Stools

93 Performer eVo 321 Doctor's and  
322 Assistant's Stools

122 421 Doctor's and 422 Assistant's Stools





# A-dec Performer eVo Radius System

Availability Varies by Region: Contact Customer Service for Details

## Back **B**

Products that are connected to the back mount of the chair.



461 support center/cuspidor



551sta assistant's instrumentation (requires 400 rear support link, compatible with 461 cuspidor)



351 assistant's instrumentation (not compatible with 461 cuspidor)



## Front **F**

Products that are connected to the front mount of the chair.

### Dual Mount Choices



332 Traditional delivery system (shown)



333 Continental delivery system



336 Traditional delivery system



Performer eVo (E72) dental light (shown)



372L dental light




572L dental light

### Light Post Monitor Options



381 monitor mount with optional handle (mounts to light post)



482 monitor mount with optional handle (mounts to light post)

# A-dec Performer eVo Dedicated Left-Right System

Availability Varies by Region: Contact Customer Service for Details

## Side

Products that are connected to the side mount of the chair. Left or right option is available.



362 post-mounted support center with cuspidor or without cuspidor (shown)



334 Traditional delivery system (shown)



335 Continental delivery system



352 telescoping assistant's instrumentation (shown)




353 cuspidor-mounted assistant's instrumentation



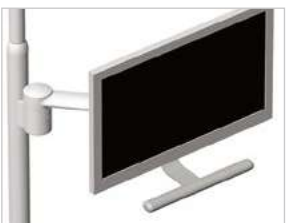
571L dental light



371L dental light (shown)



381 monitor mount with optional handle (mounts to light post)



482 monitor mount with optional handle (mounts to light post)

# Performer eVo Dental Chair

Availability Varies by Region: Contact Customer Service for Details



A-dec 311xlc Performer eVo dental chair

## STANDARD FEATURES

- Dual-articulating locking knob headrest
- Ultra-thin 1.25" (32 mm) flexible backrest\*
- Pivoting armrests
- Four height adjustable feet on baseplate
- Hybrid drive system (electromechanical back, hydraulic base)
- Chair swivels 60° (30° each side of center)
- Integrated 300-watt power supply
- Contoured floor box
- Chair adapter for single or dual front mounting of A-dec 300 delivery system, A-dec dental light, and/or monitor mount
- UL rated to 400 lb (181 kg) maximum patient load\*\*
- Range:
  - Low point: 15.7" (398 mm)\*\*\*
  - High point 32.9" (835 mm)

NOTE: Chair requires touchpad or footswitch to operate.

NOTE: \*Based on formed upholstery.

NOTE: \*\*Load rating is based on UL requirement of 4X (1600 lb/725 kg) overload static testing.

NOTE: \*\*\*Low point: 16.7" (424 mm) when dual mounting.

CHAIR CHOICES	CONFIGURED PART NUMBER	PRICE	TOTAL	ITEM PART NUMBER
A-dec 311xlc Performer eVo chair with upholstery (five color choices )	V0195.0306			-
A-dec 311xlc Performer eVo chair without upholstery* Required if ordering sewn upholstery or non-Performer eVo formed upholstery colors	V0195.0313			-
<input type="checkbox"/> 120V <input type="checkbox"/> 240V	-			
<input type="checkbox"/> Programmable footswitch	V0042.0002			62.0163.01
Chair choices subtotal			\$	
Quantity			x	
<b>Grand Total</b>			<b>\$</b>	

CHAIR ACCESSORIES	PART NUMBER	PRICE
<input type="checkbox"/> A-dec Dental Booster Seat, Ebony**	62.1311.77	
<input type="checkbox"/> A-dec Dental Booster Seat, Parrot**	62.1311.96	
<b>IV Armboard</b>		
<input type="checkbox"/> A-dec IV Armboard Availability Varies by Region: Contact Customer Service for Details	90.2165.00	

NOTE: \*Sewn upholstery and non-Performer eVo formed upholstery colors must be ordered separately.

NOTE: \*\*Special-order colors available at an additional upcharge to match any A-dec dental chair.

UPHOLSTERY COLOR CHOICES
<b>Formed</b>
<input type="checkbox"/> Black <input type="checkbox"/> Indigo
<input type="checkbox"/> Driftwood <input type="checkbox"/> Sky Blue
<input type="checkbox"/> Hazelnut



Estimated shipping weight: 400 lb (181 kg)  
10 Amp maximum

# Performer eVo Dental Light Options

Availability Varies by Region: Contact Customer Service for Details



A-dec Performer eVo dental light

## STANDARD FEATURES

- Low heat, no noise
- Three white light intensities, plus cure-safe mode
- Light head includes 3-axis rotation: horizontal, vertical and diagonal adjustment
- LED technology
- Touchpad or local control
- Touchless sensor for on/off light activation
- Performer eVo (E72) light compatibility limited to Performer eVo chair
- 572L and other lights are compatible with Performer eVo chair. For additional light options, go to the lights section

NOTE: 300-watt power supply included with A-dec 511, 411, 311, and Performer eVo chairs.

SPECIFICATION	PERFORMER EVO (E72) DENTAL LIGHT
Rotational axes	Horizontal, vertical, diagonal
Color temperature	5,000K
Light pattern	3.9" x 7.5" at 27.6" focal distance (100 mm x 190 mm at 700 mm)
Light intensity	High: 25,000 lux (2,323 fc), Medium: 20,000 lux (1,858 fc), Low: 15,000 lux (1394 fc), Cure-safe Illumination: 16,000 lux (1,486 fc) yellow light
BTUs per hour	51
Power consumption	15W
Auto On/Off	Yes
Mode selection	Yes
Compatible with remote A-dec user interface	Yes
Local control	Yes
Touchless sensor for local on/off	Yes

PERFORMER EVO DENTAL LIGHT	PART NUMBER	PRICE	TOTAL	ITEM PART NUMBER
<b>Radius Chair Mounted</b>				
<input type="checkbox"/> Performer eVo (E72) Radius mount dental light Compatibility limited to Performer eVo chair	28.2230.00			-
Subtotal			\$	
Quantity			x	
<b>Grand Total</b>			\$	



A-dec Performer eVo doctor's stool

## A-DEC 321 PERFORMER EVO STANDARD FEATURES

- Cylinder height options:
  - Tall cylinder; seat armature height range 19.6" to 25" (498 mm - 635 mm) for customers with hip height above 32" (813 mm)
  - Short cylinder; seat armature height range 16.3" to 20.1" (414 mm - 511 mm) for customers with hip height below 32" (813 mm)
- Two motion modes:
  - Seat and back locked in place
  - Seat and back with synchro free movement
- Seating adjustments: seat tilt, backrest height and tilt
- Solid surface casters
- Formed upholstery in five Performer eVo color choices



A-dec Performer eVo assistant's stool with torso support

## A-DEC 322 PERFORMER EVO STANDARD FEATURES

- Unidirectional seat armature
- Adjustable seat armature height range 22.5" to 29.8" (572 mm - 757 mm)
- Height adjustable foot ring
- Torso support with:
  - Height adjustment
  - Pivot adjustment
  - Upholstered top surface
- Solid surface casters
- Formed upholstery in five Performer eVo color choices

DOCTOR/ASSISTANT'S STOOL CHOICES	CONFIGURED PART NUMBER	PRICE	TOTAL	ITEM PART NUMBER
<input type="checkbox"/> A-dec 321 Performer eVo doctor's stool with upholstery (five color choices)	V0195.0309			-
<input type="checkbox"/> A-dec 321 Performer eVo doctor's stool without upholstery* <small>Required if ordering sewn upholstery or non-Performer eVo formed upholstery colors</small>	V0195.0311			-
<input type="checkbox"/> Tall cylinder	V0032.0003			-
<input type="checkbox"/> Short cylinder	V0032.0002			-
<input type="checkbox"/> A-dec 322 Performer eVo assistant's stool with upholstery (five color choices)	V0195.0310			-
<input type="checkbox"/> A-dec 322 Performer eVo assistant's stool without upholstery* <small>Required if ordering sewn upholstery or non-Performer eVo formed upholstery colors</small>	V0195.0312			-
<b>Subtotal</b>			\$	
<b>Quantity</b>			x	
<b>Grand Total</b>			\$	

NOTE: \*Sewn upholstery and non-Performer eVo formed upholstery colors must be ordered separately.

## UPHOLSTERY COLOR CHOICES

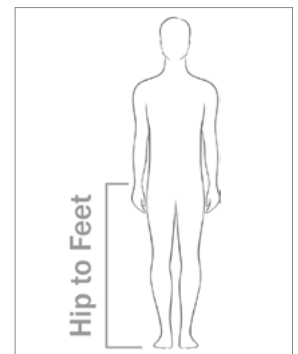
### Formed

- Black
- Driftwood
- Hazelnut
- Indigo
- Sky Blue

### Cylinder height options:

To choose the right stool height, measure from hips to the feet

- Above 32" (813 mm) - Choose tall cylinder
- Under 32" (813 mm) - Choose short cylinder



Estimated shipping weight: 321 - 35 lb (16 kg); 322 - 44 lb (20 kg)  
UPS shipping available



# Carts

## A-dec Delivery Cart

97 343pro delivery cart

## Oregon Cart


101 5744 Oregon Cart





# 343pro Cart Delivery System

Availability Varies by Region: Contact Customer Service for Details



A-dec 343pro cart delivery system shown with optional tray holder, tray, Dynamic Screen 5 (DS5) and Single HVE with pivoting assistant's arm.

## STANDARD FEATURES

- White color with gray accents
- Designed for use with A-dec Inspire 393, 593, or stand alone
- 2-liter self-contained water system with quick-disconnect (QD) water bottle
- Three handpiece position control block
- Up to four active holder positions
- Autoclavable QD syringe
- Disc foot control
- Six individual adjustable instrument holders
- Height-adjustable instrumentation
  - Worksurface height from 27.5" (698.5 mm) to 40" (1016 mm)
- Adjustable air coolant
- Individually adjustable water coolant
- Four quiet casters with front two locking

## WORKSURFACE

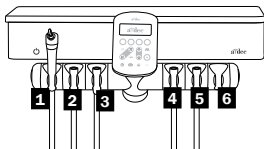
- Frosty White Mirage solid surface worksurface
- 21.25" (539.8 mm) width x 14.25" (362 mm) depth

## STANDARD FEATURES FOR OPTIONAL ASSISTANT'S INSTRUMENTATION

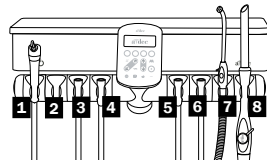
- Solids collector, high volume evacuator (HVE), QD syringe, and saliva ejector (SE)

NOTE: Four-position handpiece control block comes standard with Control Pad 5i (CP5i)  
 NOTE: Control pads are compatible with all A-dec 511, A-dec 511fit, A-dec 411, A-dec 311, and A-dec 311fit chairs.  
 NOTE: Quad-voltage intraoral light source required with CP5 or CP5i  
 NOTE: Maximum of two USB powered devices can be configured on A-dec 343pro Cart  
 NOTE: If signal booster is required, order USB 2.0 powered hub (p/n 90.1690.00)

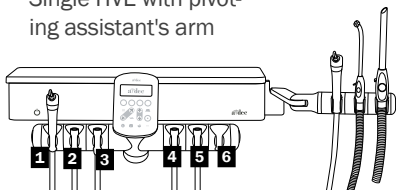
No assistant's instrumentation



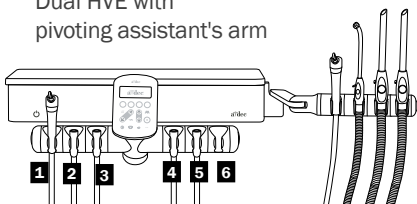
Single HVE with no pivoting assistant's arm



Single HVE with pivoting assistant's arm



Dual HVE with pivoting assistant's arm



## LEGEND

- A** = Price reflects retail price adjustment to change from standard to optional feature
- B** = Additional handpiece position required
- E** = Requires control block position
- F** = Requires control module space
- H** = Requires access to 300-watt power supply
- I** = Requires intraoral light source



Estimated shipping weight: 77 lb (35 kg)



# 343pro Cart Delivery System

Availability Varies by Region: Contact Customer Service for Details

DELIVERY SYSTEM BASE CHOICES	CONFIGURED PART NUMBER	PRICE	TOTAL	ITEM PART NUMBER
343pro Cart Delivery System <b>F</b>	V0195.0304			-
<b>Assistant's Instrumentation</b>				-
<input type="checkbox"/> No Vacuum (6 holder positions)	V0404.0006			-
<input type="checkbox"/> Single HVE with pivoting assistant's arm (6 holder positions) <b>A</b> Single 11 mm Easy Flex HVE, SE, QD syringe	V0404.0004			-
<input type="checkbox"/> Dual HVE with pivoting assistant's arm (6 holder positions) <b>A</b> Dual 11 mm Easy Flex HVE, SE, QD syringe	V0404.0007			-
<input type="checkbox"/> Single HVE with no pivoting assistant's arm (8 holder positions) <b>A</b> Single 11 mm Vinyl HVE, SE	V0404.0005			-
<b>Worksurface Color</b>				
<input type="checkbox"/> Solid surface; Frosty White Mirage	V0161.0002			-
<b>Tray Holder Choices</b> (choose one)				
<input type="checkbox"/> Standard tray holder (does not include tray)	V0070.0028			17.1360.00
<input type="checkbox"/> Large tray holder (does not include tray)	V0070.0027			17.1361.00
<input type="checkbox"/> No tray holder				
<b>Trays</b>				
<input type="checkbox"/> Standard tray (up to a quantity of three)	V0573.0001			043.001.00
<input type="checkbox"/> Large tray (up to a quantity of three)	V0573.0002			043.006.00
<b>Control Pad Choices</b>				
<input type="checkbox"/> Control Pad 5 (CP5)	V0036.0014			-
<input type="checkbox"/> Control Pad 5i (CP5i)	V0036.0015			-
<input type="checkbox"/> Dynamic Screen 5 (DS5) Includes QVIOLS and access to A-dec+ connectivity	V0036.0021			77.2545.00
<input type="checkbox"/> No Control Pad	V0036.0019			-
<input type="checkbox"/> A-dec+ Gateway	V0629.0002			43.0531.00
<b>Foot Control</b>				
<input type="checkbox"/> Disc foot control Wet/dry foot control	V0041.0003			38.1982.00
<input type="checkbox"/> Disc foot control with CP5i or DS5 Wet/dry foot control with chip blower/accessory button	V0041.0008			38.1944.01
<input type="checkbox"/> Disc foot control with no control pad or with CP5 <b>A</b> Wet/dry foot control with chip blower/accessory button	V0041.0002			38.1983.00
<b>Quick Disconnect Choices</b>				
<input type="checkbox"/> QDs for air and self-contained water system	V0003.0010			90.1097.00 + 90.1098.00
<input type="checkbox"/> Filter elements (package of 6)	V0088.0001			24.0234.01
<input type="checkbox"/> Moisture separator	V0156.0001			41.1477.00
<b>Power Supply Choices</b>				
<input type="checkbox"/> Duplex outlet Only available with 120V power supplies	V0037.0007			43.0636.00
<input type="checkbox"/> External USB <b>H</b>	V0459.0003			-
<input type="checkbox"/> A-dec USB 2.0 powered hub <b>D</b> Required when two USB powered devices are configured	V0504.0001			90.1690.00
300-watt power supply				
<input type="checkbox"/> 100V	V0060.0005			43.0259.00
<input type="checkbox"/> 120V	V0060.0006			43.0260.00
<input type="checkbox"/> 240V	V0060.0007			43.0261.00
<input type="checkbox"/> Power supply connector kit Required to connect 343pro to A-dec 311/311ft/411/511/511ft chair power supplies manufactured after June 2023	V0060.0004			77.2244.00
<input type="checkbox"/> Power supply connector kit Required to connect 343pro to A-dec 311/411 chair power supplies manufactured June 2023 or earlier	V0060.0023			77.2283.00
<input type="checkbox"/> Power supply connector kit Required to connect 343pro to A-dec 511 (version A) or (version B) chair power supplies manufactured June 2023 or earlier	V0060.0024			77.2307.00
<input type="checkbox"/> Remote stainless floor box	V0040.0004			41.1456.01
<input type="checkbox"/> Shut-off valve, threaded	V0062.0003			026.158.00
Delivery system base choices subtotal			\$	



# 343pro Cart Delivery System

Availability Varies by Region: Contact Customer Service for Details

DOCTOR'S CHOICES continued on next page	HANDPIECE POSITIONS								CONFIGURED PART NUMBER	PRICE	TOTAL	ITEM PART NUMBER
	1	2	3	4	5	6	7	8				
<input type="checkbox"/> Quad-voltage intraoral light source <b>D</b> Required for handpieces requiring a light source, Included with DS5									V0086.0003			90.1168.00
Additional control block position Required with CP5i, required with DS5	-	-	-	-	<input type="checkbox"/>	-			V0101.0006			-
<b>Syringe Choices</b>												
QD syringe	<input type="checkbox"/>	-	-	-	-	-			V0267.0005			23.1366.00
Warm water QD syringe <b>A F H</b>	<input type="checkbox"/>	-	-	-	-	-			V0267.0004			23.1290.01
<b>Air-driven Silicone Handpiece Tubing</b>												
5-hole fiber-optic w/bulb <b>E I</b>	-	<input type="checkbox"/>	<input type="checkbox"/>	<input type="checkbox"/>	<input type="checkbox"/>	-			V0267.0006			98.1163.00
4-hole <b>E</b>	-	<input type="checkbox"/>	<input type="checkbox"/>	<input type="checkbox"/>	<input type="checkbox"/>	-			V0267.0002			98.1162.00
6-pin <b>E I</b>	-	<input type="checkbox"/>	<input type="checkbox"/>	<input type="checkbox"/>	<input type="checkbox"/>	-			V0267.0001			98.1164.00
<b>Electric Motor Systems <b>E F H</b></b>												
<b>A-dec Collaboration with KaVo</b> Availability Varies by Region: Contact Customer Service for Details												
<input type="checkbox"/> Control module EMC-703 (2 positions maximum) Works with KL 703 LED Motor									V0053.0009			54.0809.01
KL 703 LED motor and tubing	-	<input type="checkbox"/>	<input type="checkbox"/>	<input type="checkbox"/>	<input type="checkbox"/>	-			V0267.0102			54.0846.01
<b>A-dec Manufacturing Partner NSK</b>												
<input type="checkbox"/> Control module for NLZ (non-CE version)									V0053.0006			54.0601.01
<input type="checkbox"/> Control module for NLZ (CE version)									V0053.0011			54.0986.01
NLZ motor and tubing (non-CE version)	-	<input type="checkbox"/>	<input type="checkbox"/>	<input type="checkbox"/>	<input type="checkbox"/>	-			V0267.0080			54.0606.01
NLZ motor and tubing (CE version)	-	<input type="checkbox"/>	<input type="checkbox"/>	<input type="checkbox"/>	<input type="checkbox"/>	-			V0267.0121			54.1015.01
<b>A-dec XC10 Electric Motor System</b>												
<input type="checkbox"/> Control module A-dec XC10 (2 positions maximum) Works with XC10 Motor									V0053.0012			54.1002.01
A-dec XC10 motor and tubing (non-CE version)	-	<input type="checkbox"/>	<input type="checkbox"/>	<input type="checkbox"/>	<input type="checkbox"/>	-			V0267.0124			54.1009.01
A-dec XC10 motor and tubing (CE version)	-	<input type="checkbox"/>	<input type="checkbox"/>	<input type="checkbox"/>	<input type="checkbox"/>	-			V0267.0126			54.1021.01
<b>A-dec Collaboration with Midwest</b> Availability Varies by Region: Contact Customer Service for Details												
<input type="checkbox"/> Control module Power Lux (3 positions maximum) Works with Power Lux Motor									V0053.0013			54.0924.01
Power Lux motor and tubing	-	<input type="checkbox"/>	<input type="checkbox"/>	<input type="checkbox"/>	<input type="checkbox"/>	-			V0267.0130			54.1073.01
<input type="checkbox"/> Integrated apex locator Requires DS5, Includes all apex locator components									V0631.0001			54.1195.00
<input type="checkbox"/> MW Endo 6L handpiece Required with integrated apex locator									V0632.0004			54.1084.00

### LEGEND

- A** = Price reflects retail price adjustment to change from standard to optional feature
- C** = Requires control block position
- D** = Requires control module space
- F** = Requires access to power supply
- H** = Requires access to USB power supply
- I** = Requires intraoral light source



# 343pro Cart Delivery System

Availability Varies by Region: Contact Customer Service for Details

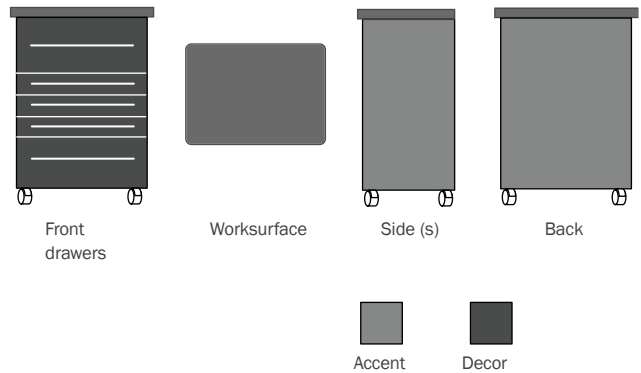
DOCTOR'S CHOICES continued	HANDPIECE POSITIONS								CONFIGURED PART NUMBER	PRICE	TOTAL	ITEM PART NUMBER
	1	2	3	4	5	6	7	8				
<b>Curing Light Module <span style="border: 1px solid black; border-radius: 50%; padding: 0 2px;">D</span></b>												
<b>A-dec Manufacturing Partner Acteon</b>												
Mini LED curing light handpiece, control module, and tubing <small>Requires holder</small>	-	<input type="checkbox"/>	<input type="checkbox"/>	<input type="checkbox"/>	<input type="checkbox"/>	<input type="checkbox"/>	-	<input type="checkbox"/>	V0267.0014			54.0291.00
<b>Ultrasonic Instrument Systems <span style="border: 1px solid black; border-radius: 50%; padding: 0 2px;">C</span> <span style="border: 1px solid black; border-radius: 50%; padding: 0 2px;">D</span></b>												
<b>A-dec Manufacturing Partner Acteon</b>												
Newtron Slim B.LED ultrasonic handpiece, control module, and tubing	-	<input type="checkbox"/>	<input type="checkbox"/>	<input type="checkbox"/>	<input type="checkbox"/>	<input type="checkbox"/>	-	<input type="checkbox"/>	V0267.0092			54.1042.00 + 54.0581.00
Newtron Slim ultrasonic handpiece, control module, and tubing	-	<input type="checkbox"/>	<input type="checkbox"/>	<input type="checkbox"/>	<input type="checkbox"/>	<input type="checkbox"/>	-	<input type="checkbox"/>	V0267.0094			54.1042.00 + 54.0580.00
Newtron Slim control module with tubing, no handpiece	-	<input type="checkbox"/>	<input type="checkbox"/>	<input type="checkbox"/>	<input type="checkbox"/>	<input type="checkbox"/>	-	<input type="checkbox"/>	V0267.0096			54.1042.00
<input type="checkbox"/> Ultrasonic instrument tip kit									V0196.0001			54.0406.00
<b>A-dec Manufacturing Partner Dentsply Sirona</b> <small>Built-in ultrasonic scaling system (G139) Availability Varies by Region: Contact Customer Service for Details</small>												
Cavitron Steri-Mate 360 handpiece, control module, tubing, and insert tip	-	<input type="checkbox"/>	<input type="checkbox"/>	<input type="checkbox"/>	<input type="checkbox"/>	<input type="checkbox"/>	-	<input type="checkbox"/>	V0267.0078			-
Cavitron Steri-Mate handpiece, control module, tubing, and insert tip	-	<input type="checkbox"/>	<input type="checkbox"/>	<input type="checkbox"/>	<input type="checkbox"/>	<input type="checkbox"/>	-	<input type="checkbox"/>	V0267.0079			-
<b>Intraoral Camera Systems <span style="border: 1px solid black; border-radius: 50%; padding: 0 2px;">C</span> <span style="border: 1px solid black; border-radius: 50%; padding: 0 2px;">D</span> <span style="border: 1px solid black; border-radius: 50%; padding: 0 2px;">H</span></b>												
<input type="checkbox"/> A-dec USB 2.0 powered hub <small>Required when supporting two USB devices</small>									V0504.0001			90.1690.00
<input type="checkbox"/> A-dec USB 2.0 redriver <small>Required in control head unless a USB 2.0 powered hub is configured</small>									V0504.0003			90.2105.00
<b>A-dec Manufacturing Partner Acteon</b>												
C20 tubing and cable, no handpiece	-	<input type="checkbox"/>	<input type="checkbox"/>	<input type="checkbox"/>	<input type="checkbox"/>	<input type="checkbox"/>	-	<input type="checkbox"/>	V0267.0128			54.0948.00
<input type="checkbox"/> C20 intraoral camera, handpiece only									V0043.0015			54.0950.00
Doctor's choices subtotal											\$	
<b>ADD-ONS</b>												
<b>A-dec 360 Parts &amp; Performance</b>												
<input type="checkbox"/> Annual preventive maintenance kit for 300/500 delivery systems									V0598.0001			90.1835.00
<input type="checkbox"/> A-dec Flush Dock									V0634.0001			11.1419.00
Add-ons subtotal											\$	
Delivery system base choices subtotal											\$	
Doctor's choices subtotal											\$	
Subtotal of all sections											\$	
Quantity											x	
<b>Grand Total</b>											\$	



5744 Oregon cart

## STANDARD FEATURES

- 19.25" x 22.75" (490 mm x 580 mm) sliding worksurface; side to side
- 7" deep (177 mm) storage well
- Four storage drawers lock open and have aluminum handles. Inside drawer dimensions: 16.12" wide x 15" long (410 mm x 382 mm). Three drawers are 2.12" (56 mm) deep. One drawer is 6.75" (171 mm) deep
- Clear tile casters
- 3 mm edgebanding on drawers
- Laminate color choices for all panels: front drawers, side, and back (see page 170)



Estimated shipping weights:  
5744 - 115 lb (52.2 kg)



# 5744 Oregon Cart

5744 OREGON CART CHOICES	CONFIGURED PART NUMBER	PRICE	TOTAL	ITEM PART NUMBER
<input type="checkbox"/> 4 drawer, side to side sliding top	V0195.0202			-
<input type="checkbox"/> 4 drawer, front to back sliding top	V0195.0198			-
<input type="checkbox"/> 4 drawer, locking drawers and locking side to side sliding top	V0195.0199			-
<input type="checkbox"/> 5 drawer, fixed top	V0195.0200			-
<input type="checkbox"/> 5 drawer, fixed top, locking drawers	V0195.0201			-
Oregon Cart choices subtotal			\$	
WORKSURFACE COLOR CHOICES, SEE PAGE 170	CONFIGURED PART NUMBER	PRICE	TOTAL	ITEM PART NUMBER
<input type="checkbox"/> Solid surface <sup>A</sup> ; color choice is:	V0334.0071			-
<input type="checkbox"/> Quartz <sup>A</sup> ; color choice is:	V0334.0069			-
<input type="checkbox"/> Accent:				
<input type="checkbox"/> Decor:				
Worksurface color choices subtotal			\$	
Oregon cart choices subtotal			\$	
Subtotal of all sections			\$	
Quantity			x	
<b>Grand Total</b>			<b>\$</b>	

## LEGEND

<sup>A</sup> = Price reflects retail price adjustment to change from standard to optional feature

# Dental Lights

## Dental

- 105 A-dec 500 LED Dental Light
- 107 A-dec 300 LED Dental Light
- 109 Post-Mount Dental Light

## Surgical

- 111 A-dec Surgical Light

## Specifications

- 112 Dental Light Specifications





MOUNTING LOCATIONS



Ceiling



Wall/side cabinet



Support side



Radius



Post

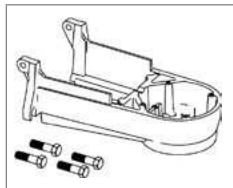


Central cabinet

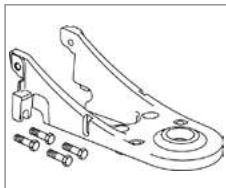


Track

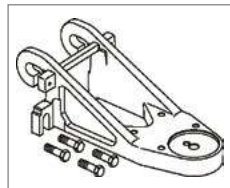
SUPPORT ITEMS



572L mount kit for 511 (version B) without delivery (77.1888.00)



372L mount kit for 511 (version A), April 2011 and prior (77.2115.00)



372L/572L mount kit for 511 (version A) May 2011 to present (77.1165.00)



A-dec 500 LED dental light

## STANDARD FEATURES

- 40,000 hour-rated, bright white LEDs
- Three intensity and one cure-safe setting
- Light head includes 3-axis rotation: horizontal, vertical and diagonal adjustment
- Optically balanced LED array provides feathered-edge and uniform light pattern
- Touchpad or local control
- Touchless sensor for on/off light activation
- Auto on/off functions with A-dec 311, 411, 511, or Performer eVo chair presets
- For optical specifications refer to page 111

NOTE: 300-watt power supply included with A-dec 511, 411, 311, and Performer chairs.

A-dec recommends the Medicom SafeShield disposable protective barrier designed exclusively for the A-dec 300 and 500 LED dental lights to protect your investment. For distribution or sales information on SafeShield (item #9565), please contact Medicom via email at sales@medicom.ca or Customer Service at 1.800.361.2862 or 514.636.6262.

CHAIR-MOUNTED A-DEC 500 LED DENTAL LIGHT CHOICES	CONFIGURED PART NUMBER	PRICE	TOTAL	ITEM PART NUMBER
<b>Radius Mounted</b>				
<input type="checkbox"/> 572L Radius-mount LED light For 511, 411, 311, and Performer eVo	V0195.0186			-
For 411/311/Performer eVo - No kit needed	-			-
For 511 (version B) chair only, without delivery <input type="checkbox"/> Mount kit	V0094.0003			77.1888.00
<b>Support Center Mounted</b>				
<input type="checkbox"/> 571L support center LED light For 362/363 support center	V0195.0180			-
Subtotal			\$	
Quantity			x	
<b>Grand Total</b>			\$	

NONCHAIR-MOUNTED A-DEC 500 LED DENTAL LIGHT CHOICES continued on next page	CONFIGURED PART NUMBER	PRICE	TOTAL	ITEM PART NUMBER
<b>Central Cabinet Mounted</b>				
<input type="checkbox"/> 574L central cabinet-mount LED light	V0195.0203			-
<b>Wall/Side Cabinet Mounted</b>				
<input type="checkbox"/> 575L wall/side cabinet-mount LED light For 593/595 or wall mount	V0195.0204			-
<b>Ceiling Mounted</b>				
<input type="checkbox"/> 576L ceiling-mount LED light	V0195.0205			-
Ceiling height:	Length of post:			
<input type="checkbox"/> 8' (2,438 mm)	17" (432 mm)	V0089.0018		28.1810.00
<input type="checkbox"/> 8' 6" (2,591 mm)	23" (584 mm)	V0089.0020		28.1810.01
<input type="checkbox"/> 9' (2,743 mm)	29" (737 mm)	V0089.0019		28.1810.02
<input type="checkbox"/> 9' 6" (2,896 mm)	35" (889 mm)	V0089.0017		28.1810.03
<input type="checkbox"/> 10' (3,048 mm)	41" (1,041 mm)	V0089.0013		28.1810.04
<input type="checkbox"/> 10' 6" (3,200 mm)	47" (1,194 mm)	V0089.0012		28.1810.05
<input type="checkbox"/> 11' (3,353 mm)	53" (1,346 mm)	V0089.0014		28.1810.06
<input type="checkbox"/> 11' 6" (3,501 mm)	59" (1,499 mm)	V0089.0016		28.1810.07
<input type="checkbox"/> 12' (3,658 mm)	65" (1,651 mm)	V0089.0015		28.1810.08



Estimated shipping weight: 571L - 35 lb (16 kg); 572L - 47 lb (21 kg);  
Ceiling-Mount - 44 lb (20 kg); Track-Mount - 54 lb (25 kg)  
UPS shipping available



# A-dec 500 LED Dental Light

NONCHAIR-MOUNTED A-DEC 500 LED DENTAL LIGHT CHOICES continued		CONFIGURED PART NUMBER	PRICE	TOTAL	ITEM PART NUMBER
<b>Track Mounted</b>					
<input type="checkbox"/> 577L track-mount LED light		V0195.0206			-
Ceiling height	Length of post				
<input type="checkbox"/> 8' (2,438 mm)	15" (381 mm)	V0089.0018			28.1817.00
<input type="checkbox"/> 8' 6" (2,591 mm)	21" (533 mm)	V0089.0020			28.1817.01
<input type="checkbox"/> 9' (2,743 mm)	27" (686 mm)	V0089.0019			28.1817.02
<input type="checkbox"/> 9' 6" (2,896 mm)	33" (838 mm)	V0089.0017			28.1817.03
<input type="checkbox"/> 10' (3,048 mm)	39" (991 mm)	V0089.0013			28.1817.04
Subtotal				\$	
Quantity				x	
<b>Grand Total</b>				<b>\$</b>	

A-DEC 500 LED UPGRADE KIT	ITEM PART NUMBER	PRICE	TOTAL
LED light upgrade kit, White <ul style="list-style-type: none"> <li>For existing A-dec halogen lights</li> <li>Compatible with most A-dec lights after 1993</li> </ul>	28.1924.00		
LED TOUCHLESS SENSOR UPGRADE KIT	ITEM PART NUMBER	PRICE	TOTAL
500 LED touchless sensor upgrade kit <ul style="list-style-type: none"> <li>For touchless on/off light activation</li> <li>Gray 3 color (only)</li> <li>Replaces manual momentary switch</li> <li>Compatible with all A-dec 300 LED and A-dec 500 LED lights</li> </ul>	90.1811.00		



Estimated shipping weight: 571L - 35 lb (16 kg); 572L - 47 lb (21 kg);  
Ceiling-Mount - 44 lb (20 kg); Track-Mount - 54 lb (25 kg)  
UPS shipping available

# A-dec 300 LED Dental Light

Availability Varies: Contact Customer Service for Your Region's Availability



A-dec 300 LED dental light

## STANDARD FEATURES

- 40,000 hour-rated, bright white LEDs
- Two intensity settings: high and composite/low
- Light head includes 3-axis rotation: horizontal, vertical and diagonal adjustment
- Optically balanced LED array provides feathered-edge and uniform light pattern
- Touchpad or local control
- Auto on/off functions with A-dec 311, 411, 511, or Performer eVo chair presets
- Touchless sensor for on/off light activation
- For optical specifications refer to page 111

NOTE: 300-watt power supply included with A-dec 511, 411, 311, and Performer eVo chairs.

A-dec recommends the Medicom SafeShield disposable protective barrier designed exclusively for the A-dec 300 and 500 LED dental lights to protect your investment. For distribution or sales information on SafeShield (item #9565), please contact Medicom via email at sales@medicom.ca or Customer Service at 1.800.361.2862 or 514.636.6262.

CHAIR MOUNTED A-DEC 300 LED DENTAL LIGHT CHOICES	CONFIGURED PART NUMBER	PRICE	TOTAL	ITEM PART NUMBER
<b>Radius Chair Mounted</b>				
<input type="checkbox"/> 372L Radius mount LED light For use with 311, 411, 511, Performer eVo, Performer, Decade 1011*, and Cascade 1040*	V0195.0254			-
For 511 (version A) April 2011 and prior, chair only without delivery** <input type="checkbox"/> Mount kit	V0096.0029			-
For 511 (version A) May 2011 to present, chair only without delivery <input type="checkbox"/> Mount kit	V0096.0030			77.1165.00
<b>Support Center Mounted</b>				
<input type="checkbox"/> 371L support center LED light For A-dec 362/363 support center	V0195.0253			-
Subtotal			\$	
Quantity			x	
<b>Grand Total</b>			<b>\$</b>	

NOTE: \*Requires existing chair mount and dual mounting with 300 delivery  
NOTE: \*\*Not compatible with 381/482 monitor mounts.

NON-CHAIR MOUNTED A-DEC 300 LED DENTAL LIGHT CHOICES continued on next page	CONFIGURED PART NUMBER	PRICE	TOTAL	ITEM PART NUMBER
<b>Central Cabinet Mounted</b>				
<input type="checkbox"/> 374L central cabinet mount LED light	V0195.0259			-
<b>Wall/Side Cabinet Mounted</b>				
<input type="checkbox"/> 375L wall/side cabinet mount LED light For 593/595 or wall mount	V0195.0260			-
<b>Ceiling Mounted</b>				
<input type="checkbox"/> 376L ceiling mount LED light	V0195.0261			-
Ceiling height:	Length of post:			
<input type="checkbox"/> 8' (2,438 mm)	17" (432 mm)			28.1810.00
<input type="checkbox"/> 8' 6" (2,591 mm)	23" (584 mm)			28.1810.01
<input type="checkbox"/> 9' (2,743 mm)	29" (737 mm)			28.1810.02
<input type="checkbox"/> 9' 6" (2,896 mm)	35" (889 mm)			28.1810.03
<input type="checkbox"/> 10' (3,048 mm)	41" (1,041 mm)			28.1810.04
<input type="checkbox"/> 10' 6" (3,200 mm)	47" (1,194 mm)			28.1810.05
<input type="checkbox"/> 11' (3,353 mm)	53" (1,346 mm)			28.1810.06
<input type="checkbox"/> 11' 6" (3,501 mm)	59" (1,499 mm)			28.1810.07
<input type="checkbox"/> 12' (3,658 mm)	65" (1,651 mm)			28.1810.08



Estimated shipping weight: 371L - 35 lb (16 kg); 372L - 47 lb (21 kg);  
Ceiling mount: 44 lb (20 kg); Track mount: 54 lb (25 kg)  
UPS shipping available



# A-dec 300 LED Dental Light

NON-CHAIR MOUNTED A-DEC 300 LED DENTAL LIGHT CHOICES continued		CONFIGURED PART NUMBER	PRICE	TOTAL	ITEM PART NUMBER
<b>Track Mounted</b>					
<input type="checkbox"/> 377L track-mount LED light		V0195.0262			-
Ceiling height		Length of post			
<input type="checkbox"/> 8' (2,438 mm)	15" (381 mm)	V0089.0018			28.1817.00
<input type="checkbox"/> 8' 6" (2,591 mm)	21" (533 mm)	V0089.0020			28.1817.01
<input type="checkbox"/> 9' (2,743 mm)	27" (686 mm)	V0089.0019			28.1817.02
<input type="checkbox"/> 9' 6" (2,896 mm)	33" (838 mm)	V0089.0017			28.1817.03
<input type="checkbox"/> 10' (3,048 mm)	39" (991 mm)	V0089.0013			28.1817.04
Subtotal				\$	
Quantity				x	
<b>Grand Total</b>				<b>\$</b>	

LED TOUCHLESS SENSOR UPGRADE KIT	ITEM PART NUMBER	PRICE	TOTAL
300 LED touchless sensor upgrade kit <ul style="list-style-type: none"> <li>• For touchless on/off light activation</li> <li>• Gray 3 color (only)</li> <li>• Replaces manual momentary switch</li> <li>• Compatible with all A-dec 300 LED and A-dec 500 LED lights</li> </ul>	90.1927.00		



Estimated shipping weight: 371L - 35 lb (16 kg); 372L - 47 lb (21 kg);  
 Ceiling mount: 44 lb (20 kg); Track mount: 54 lb (25 kg)  
 UPS shipping available



A-dec 500 LED post-mount light

## STANDARD FEATURES

- Post-mount light mounts to A-dec 300, Cascade, Decade, Performer, and most existing pre-Cascade and non-A-dec posts
- 40,000 hour-rated, bright white LEDs
- Three intensity and one cure-safe setting
- Light head includes 3-axis rotation: horizontal, vertical and diagonal adjustment
- Optically balanced LED array provides feathered-edge and uniform light pattern
- Local mode control and touchless sensor for on/off activation
- Touchpad control and auto on/off functionality (requires compatible A-dec equipment)
- Includes power supply
- For optical specifications refer to page 111



Estimated shipping weight: 38 lb (17 kg).  
UPS shipping available

## POSTS FOR POST-MOUNT LIGHT

	<p>FOR A-DEC 362 OR 363 SUPPORT CENTER 99.1136.00</p> <ul style="list-style-type: none"> <li>• 2" (51 mm) OD x 32" (813 mm)</li> <li>• For installation on A-dec 362 support center</li> </ul>		<p>FOR PERFORMER CUSPIDOR OR ASSISTANT'S INSTRUMENTATION 28.1262.01</p> <ul style="list-style-type: none"> <li>• 24.5" (622 mm) H</li> <li>• For installation on cuspidor or assistant's instrumentation; includes accessory power cord</li> </ul>
	<p>FOR CASCADE POST BOX 28.1030.01</p> <ul style="list-style-type: none"> <li>• 2" (51 mm) OD x 32" (813 mm)</li> <li>• For installation on Cascade post box; includes necessary hardware</li> </ul>		<p>FOR PERFORMER CHAIR MANUFACTURED PRIOR TO 2022 28.1263.01</p> <ul style="list-style-type: none"> <li>• 42.25" (1,073 mm) H x 17" (432 mm) W</li> <li>• For installation on Performer chair manufactured prior to 2022; with chair only</li> </ul>
	<p>FOR PRE-CASCADE CHAIRS 28.1976.00</p> <ul style="list-style-type: none"> <li>• 2" (51 mm) OD x 40" (1,016 mm)</li> <li>• For installation on pre-Cascade chairs</li> </ul>		

POST-MOUNT LIGHT CHOICES	CONFIGURED PART NUMBER	PRICE	TOTAL	ITEM PART NUMBER
573L post-mount A-dec 500 LED light; specify post below <input type="checkbox"/> 100V <input type="checkbox"/> 120V <input type="checkbox"/> 240V	V0195.0196			-
<b>Posts for Post-Mount Light</b>				
<input type="checkbox"/> For A-dec 362 or 363 support center	V0118.0010			99.1136.00
<input type="checkbox"/> For Cascade post box only	V0118.0002			28.1030.01
<input type="checkbox"/> For pre-Cascade chairs	V0118.0004			28.1976.00
<input type="checkbox"/> For Performer cuspidor or assistant's instrumentation*	V0118.0005			28.1262.01
<input type="checkbox"/> For Performer chair manufactured prior to 2022 (Mounts to Performer chair manufactured prior to 2022 only)	V0118.0003			28.1263.01
Subtotal			\$	
Quantity			x	
<b>Grand Total</b>			\$	

NOTE: \*Post p/n 28.1262.01 is not compatible with Performer (version B) 8200 cuspidor and support center or 8500 assistant's instrumentation.

# A-dec Surgical Light

Available Q2 2026, Availability Varies by Region: Contact Customer Service for Details



A-dec S76 ceiling-mount surgical light

## STANDARD FEATURES

- Dual standard (dental) and surgical operating modes
- Variable intensity adjustment with memory presets and composite setting
- Standard mode performance:
  - 6,000 to 50,000 lux at 27.6" (700 mm)
  - Elliptical pattern
  - Selectable correlated color temperature (CCT): 4,000K, 5,000K, 5,700K
- Surgical mode performance:
  - 12,000 to 110,000 lux at 39.4" (1 m)
  - Circular pattern
  - CCT: 5,000K
- Light head includes 3-axis rotation: horizontal, vertical and diagonal adjustment
- Local touchscreen control with dual-function programmable touchless sensor
- Removable autoclavable handles
- Includes power supply
- Magnetic reversible patient mirror
- For optical specifications refer to page 111

A-DEC SURGICAL LIGHT CHOICES		CONFIGURED PART NUMBER	PRICE	TOTAL	ITEM PART NUMBER
<b>Ceiling Mounted</b>					
<input type="checkbox"/> S76 ceiling-mount surgical light		V0195.0307			-
Ceiling height:	Length of post:				
<input type="checkbox"/> 9' and 9' 6" (2,743 mm and 2,896 mm)	25" (635 mm)	V0089.0021			28.2227.01
<input type="checkbox"/> 10' and 10' 6" (3,048 mm and 3,200 mm)	37" (940 mm)	V0089.0022			28.2227.02
<input type="checkbox"/> 11', 11' 6", and 12'* (3,353 mm, 3,501 mm, and 3,658 mm)	61" (1,549 mm)	V0089.0023			28.2227.03
Subtotal				\$	
Quantity				x	
<b>Grand Total</b>				\$	

NOTE: \*Post length optimized for 12' ceiling. 11' and 11'6" ceilings require modifying post length in the field.



Estimated shipping weight: 55 lb (25 kg).  
UPS shipping available

# Dental Light Specifications

SPECIFICATION	A-DEC SURGICAL LED LIGHT	A-DEC 500 LED LIGHT	A-DEC 300 LED LIGHT
Color temperature (K)	Standard: 4000K, 5000K, 5700K Surgical: 5000K Composite: 2700K	5,000K	5,000K
Light pattern	Standard: Elliptical, 3.9" x 7.9" at 27.6" focal distance (100 mm x 200 mm at 700 mm) Surgical: Circular, 9.8" at 39.4" focal distance (250 mm at 1 m)	3.8" x 5.7" at 27.6" focal distance (95 mm x 145 mm at 700 mm)	3.8" x 5.7" at 27.6" focal distance (95 mm x 145 mm at 700 mm)
Light intensity	Standard: 6,000 lux to 50,000 lux (557 fc to 4,645 fc) Surgical: 12,000 lux to 110,000 lux (1,115 fc to 10,219 fc) Composite: 11,000 lux (1,022 fc)	Low: 15,000 lux (1,394 fc) Medium: 25,000 lux (2,323 fc) High: 30,000 lux (2,787 fc) Cure-safe Illumination: 23,000 lux (2,137 fc) yellow light	Composite/low: 8,000 lux (743 fc) High: 25,000 lux (2,323 fc)
Color rendering index	98	94	94
BTUs per hour	184	77	51
Power consumption	25W (Standard) / 40W (Surgical)	22W	15W
Rotational axes	Horizontal, vertical, diagonal	Horizontal, vertical, diagonal	Horizontal, vertical, diagonal
Auto On/Off	Yes	Yes	Yes
Compatible with remote A-dec user interface	Yes**	Yes	Yes
Local control	Yes	Yes	Yes
Touchless sensor for local activation	Yes	Yes	Yes

NOTE: \*\*Specific functionality dependent on user interface

# Monitor Mounts

## Section Contents

115 Monitor Mounts







586 ceiling monitor mount, floating tilt



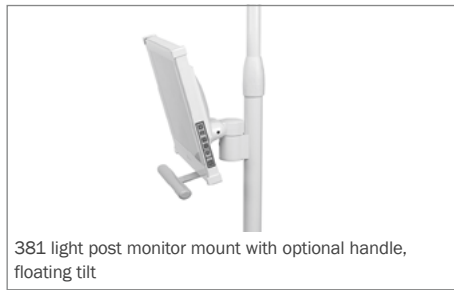
585 wall/side cabinet monitor mount, floating tilt




584 central cabinet monitor mount, floating tilt



382 Radius-mount monitor mount, locking tilt



381 light post monitor mount with optional handle, floating tilt



482 light post monitor mount with arm and optional handle, floating tilt

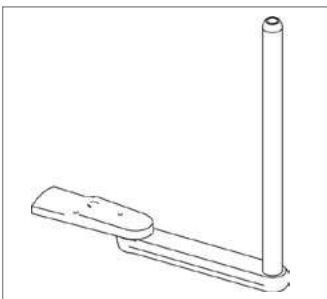
## SUPPORT ITEMS



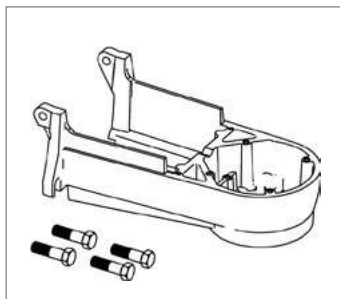
Handle



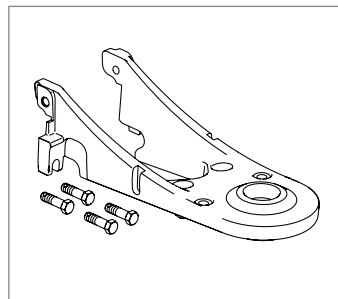
Intermediate post



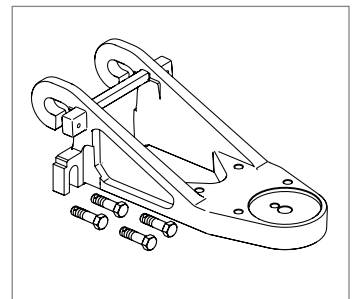
482 lower support arm for 511 (version B) (77.1881.00)



482 mount kit for 511 (version B) without light or delivery (77.1888.00)



382 mount kit for 511 (version A), April 2011 and prior (77.2115.00)



382 mount kit for 511 (version A), May 2011 to present (77.1165.00)

## STANDARD FEATURES

- White color with gray accents
- Accommodates flat panel monitors up to 19" and up to 20 lb (9 kg)
- Tilt mechanism accommodates multiple viewing angles
- VESA mount compliant

Note: Monitor not included, medical grade monitor recommended.

## 381/482 MONITOR MOUNT

- Mounts to Performer (manufactured prior to 2022)/362/363 support center intermediate post or 371L/571L, 372L/572L, E72 light post
- 482 also mounts to 511 (version B) without light or delivery
- Integrated cable management with cover
- Includes power cable
- Includes HDMI video cable
- Floating tilt mechanism for one-handed adjustment
- 482 monitor mount includes arm for additional range of motion

## 382 MONITOR MOUNT

- Mounts to A-dec 311, 411, 511, Decade, and Cascade dental chairs
- Mount rotation accommodates viewing from seated positions
- Locking tilt mechanism for secure positioning
- Integrated cable management

## 584/585/586 OVERHEAD MONITOR MOUNT

- Mount positioning accommodates viewing for consultation/education, patient entertainment, and practice management
- Ceiling mount monitor mounts to support structure from 9' to 10'6" (2,743 mm to 3,200 mm) in height
- Wall mount includes crystal-colored backboard
- Floating tilt mechanism for one-handed adjustment
- Integrated cable management



Estimated shipping weights:

381 - 9 lb (4 kg), 382 - 27 lb (12 kg), 482 - 11 lb (5 kg), 581 - 15 lb (7 kg),  
584 - 59-62 lb (27-28 kg), 585 - 64-66 lb (29-30 kg), 586 - 35-49 lb (16-22 kg)  
UPS Shipping Available



# Monitor Mounts

CHAIR-MOUNTED MONITOR MOUNT CHOICES (See notes on previous page for compatibility)		CONFIGURED PART NUMBER	PRICE	TOTAL	ITEM PART NUMBER	
<b>Radius Mounted</b>						
<input type="checkbox"/> 382 Radius monitor mount, locking tilt (Includes rigid arm) For use with 311, 411, 511 (version A), Performer eVo, Decade 1011*, and Cascade 1040*		V0195.0081			-	
For 511 (version A) April 2011 and prior, chair only without delivery <input type="checkbox"/> Mount kit		V0096.0029			77.2115.00	
For 511 (version A) May 2011 to present, chair only without delivery <input type="checkbox"/> Mount kit		V0096.0030			77.1165.00	
For 511 (version B), chair only without delivery <input type="checkbox"/> Mount kit		V0096.0034			77.1876.00	
<b>Post Mounted</b>						
<input type="checkbox"/> 381 monitor mount, floating tilt For 371L, and 362 w/light		V0195.0079			-	
For 411/311 + 362 support center without light <input type="checkbox"/> Intermediate post		V0118.0008			28.1802.00	
<input type="checkbox"/> 482 monitor mount with arm, floating tilt For 371L/571L, and 362 w/light		V0195.0094			-	
For 511 (version B) chair only, without light or delivery <input type="checkbox"/> Mount kit <input type="checkbox"/> Lower support arm		V0094.0003 V0118.0015			77.1888.00 77.1881.00	
For 511 (version B) chair + delivery, without light <input type="checkbox"/> Lower support arm		V0118.0015			77.1881.00	
For 411/311/Performer eVo + 362 support center without light <input type="checkbox"/> Intermediate post		V0118.0008			28.1802.00	
<b>Monitor Mount Options</b>						
<input type="checkbox"/> Monitor mount handle For 381, 382, and 482		V0300.0002			77.1308.00	
Subtotal				\$		
Quantity				x		
<b>Grand Total</b>				\$		
NONCHAIR-MOUNTED MONITOR MOUNT CHOICES (See notes on previous page for compatibility)		COMPATIBILITY	CONFIGURED PART NUMBER	PRICE	TOTAL	ITEM PART NUMBER
<input type="checkbox"/> 584 central cabinet monitor mount, floating tilt	Central cabinet	V0195.0221				-
<input type="checkbox"/> 585 wall/side cabinet monitor mount, floating tilt	Wall mount, 593/595	V0195.0222				-
<input type="checkbox"/> 586 ceiling monitor mount, floating tilt	Ceiling mount	V0195.0223				-
Ceiling height:						
<input type="checkbox"/> 9' (2,743 mm)		V0089.0019				77.1203.00
<input type="checkbox"/> 9'6" (2,896 mm)		V0089.0017				77.1203.01
<input type="checkbox"/> 10' (3,048 mm)		V0089.0013				77.1203.02
<input type="checkbox"/> 10'6" (3,200 mm)		V0089.0012				77.1203.03
Subtotal				\$		
Quantity				x		
<b>Grand Total</b>				\$		

NOTE: \*Requires existing chair mount and dual mounting with 300 delivery



# Stools

## Section Contents

- 122 A-dec 420 Doctor's and Assistant's Stools
- 121 A-dec 520 Doctor's and Assistant's Stools

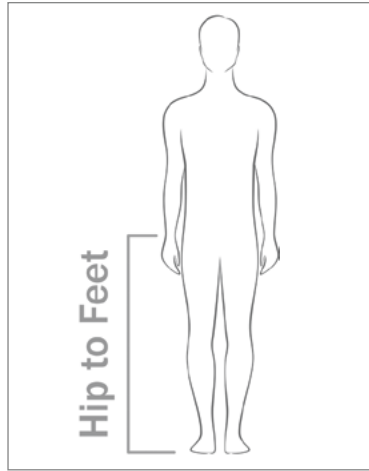


A-DEC 521 DOCTOR'S STOOL CHOICES



Armrests with:

- Height adjustment
- Width adjustment
- Fore/Aft adjustment
- Soft santoprene top surface



Cylinder height options:

To choose the right stool height, measure from hips to the feet

Above 34" (864 mm) - Choose tall cylinder  
 Under 34" (864 mm) - Choose short cylinder

A-DEC 522 ASSISTANT'S STOOL CHOICES



Backrest with:

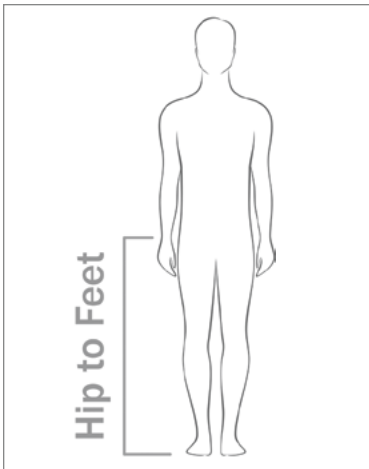
- Height adjustment
- Tilt adjustment
- Ultra-quiet pivot mechanism



Foot pedestal:

- Replaces foot ring to better distribute weight from the seat to the feet for an "athletic stance"

A-DEC 421 DOCTOR'S STOOL CHOICES



Cylinder height options:

To choose the right stool height, measure from hips to the feet.

Above 32" (813 mm) - Choose tall cylinder  
 Under 32" (813 mm) - Choose short cylinder



A-dec 521 doctor's stool

### A-DEC 521 STANDARD FEATURES

- Dynamic seat armature for premium comfort and support
- Cylinder height options
  - Tall cylinder; seat armature height range 19.5" to 24.25" (495 mm - 616 mm) for customers with hip height above 34" (864 mm)\*
  - Short cylinder; seat armature height range 16.5" to 21.25" (419 mm - 540 mm) for customers with hip height below 34" (864 mm)\*
- Seating adjustments: seat tilt, backrest height, and backrest tilt
- Noise dampening, multiple-surface casters
- Easy to clean powder-coated base
- Sewn upholstery

NOTE: \*The addition of armrests to a 521 raises the lowest position by 1"



A-dec 522 assistant's stool with torso support

### A-DEC 522 STANDARD FEATURES

- Dynamic seat armature for premium comfort and support
- Adjustable seat armature height range 24" to 29.5" (610 mm - 749 mm)
- Height adjustable foot ring
- Torso support with:
  - Height adjustment
  - Pivot adjustment
  - Soft santoprene top surface
- Noise dampening, multiple-surface casters
- Easy to clean powder-coated base and foot ring
- Sewn upholstery

DOCTOR/ASSISTANT'S STOOL CHOICES	CONFIGURED PART NUMBER	PRICE	TOTAL	ITEM PART NUMBER
<input type="checkbox"/> A-dec 521 doctor's stool	V0195.0246			-
<input type="checkbox"/> Tall cylinder	V0032.0003			-
<input type="checkbox"/> Short cylinder	V0032.0004			-
<input type="checkbox"/> Armrests	V0083.0004			90.1508.00
<input type="checkbox"/> A-dec 522 assistant's stool	V0195.0247			-
<input type="checkbox"/> Backrest	V0474.0001			-
<input type="checkbox"/> Foot pedestal (replaces foot ring)	V0475.0001			90.1509.00
Subtotal			\$	
Quantity			x	
<b>Grand Total</b>			<b>\$</b>	
DOCTOR'S STOOL ACCESSORY			PART NUMBER	PRICE
<input type="checkbox"/> Snap on back bumper/cover			90.1767.00	

### UPHOLSTERY COLOR CHOICES

#### Sewn

- |                                   |  |                                      |
|-----------------------------------|--|--------------------------------------|
| <input type="checkbox"/> Almond   | <input type="checkbox"/> Diplomat Blue | <input type="checkbox"/> Poseidon    |
| <input type="checkbox"/> Apricot  | <input type="checkbox"/> Ebony         | <input type="checkbox"/> Red         |
| <input type="checkbox"/> Arctic   | <input type="checkbox"/> Fuchsia       | <input type="checkbox"/> Riviera     |
| <input type="checkbox"/> Arugula  | <input type="checkbox"/> Granite       | <input type="checkbox"/> Sable       |
| <input type="checkbox"/> Bayou    | <input type="checkbox"/> Lapis         | <input type="checkbox"/> Sassy       |
| <input type="checkbox"/> Cave     | <input type="checkbox"/> Pacific       | <input type="checkbox"/> Schooner    |
| <input type="checkbox"/> Chamois  | <input type="checkbox"/> Papyrus       | <input type="checkbox"/> Sky         |
| <input type="checkbox"/> Charcoal | <input type="checkbox"/> Parrot        | <input type="checkbox"/> St. John    |
| <input type="checkbox"/> Curry    | <input type="checkbox"/> Pecan         | <input type="checkbox"/> Timberwolf  |
| <input type="checkbox"/> Cyan     | <input type="checkbox"/> Plum          | <input type="checkbox"/> Vivid Punch |

Estimated shipping weight: 521 - 35 lb (16 kg); 522 - 44 lb (20 kg)  
For UPS shipments contact A-dec for a quote



A-dec 421 doctor's stool

### A-DEC 421 STANDARD FEATURES

- Cylinder height options:
  - Tall cylinder; seat armature height range 19.5" to 25" (495 mm - 635 mm) for customers with hip height above 32" (813 mm)
  - Short cylinder; seat armature height range 15.25" to 18.5" (387 mm - 470 mm) for customers with hip height below 32" (813 mm)
- Two motion modes:
  - Seat and back locked in place
  - Seat and back with synchro free movement
- Seating adjustments: seat tilt, backrest height and tilt
- Solid surface casters
- Choice of sewn or formed upholstery



A-dec 422 assistant's stool with torso support

### A-DEC 422 STANDARD FEATURES

- Unidirectional seat armature
- Adjustable seat armature height range 22.5" to 29" (572 mm - 737 mm)
- Height adjustable foot ring
- Torso support with:
  - Height adjustment
  - Pivot adjustment
  - Upholstered top surface
- Solid surface casters
- Choice of sewn or formed upholstery

DOCTOR/ASSISTANT'S STOOL CHOICES	CONFIGURED PART NUMBER	PRICE	TOTAL	ITEM PART NUMBER
<input type="checkbox"/> A-dec 421 doctor's stool	V0195.0244			-
<input type="checkbox"/> Tall cylinder	V0032.0003			-
<input type="checkbox"/> Short cylinder	V0032.0002			-
<input type="checkbox"/> A-dec 422 assistant's stool	V0195.0245			-
Subtotal			\$	
Quantity			x	
<b>Grand Total</b>			<b>\$</b>	

### UPHOLSTERY COLOR CHOICES

Formed	Sewn		
<input type="checkbox"/> Amethyst	<input type="checkbox"/> Almond	<input type="checkbox"/> Diplomat Blue	<input type="checkbox"/> Poseidon
<input type="checkbox"/> Black	<input type="checkbox"/> Apricot	<input type="checkbox"/> Ebony	<input type="checkbox"/> Red
<input type="checkbox"/> Carbon	<input type="checkbox"/> Arctic	<input type="checkbox"/> Fuchsia	<input type="checkbox"/> Riviera
<input type="checkbox"/> Driftwood	<input type="checkbox"/> Arugula	<input type="checkbox"/> Granite	<input type="checkbox"/> Sable
<input type="checkbox"/> Hazelnut	<input type="checkbox"/> Bayou	<input type="checkbox"/> Lapis	<input type="checkbox"/> Sassy
<input type="checkbox"/> Indigo	<input type="checkbox"/> Cave	<input type="checkbox"/> Pacific	<input type="checkbox"/> Schooner
<input type="checkbox"/> Lemongrass	<input type="checkbox"/> Chamois	<input type="checkbox"/> Papyrus	<input type="checkbox"/> Sky
<input type="checkbox"/> Sapphire	<input type="checkbox"/> Charcoal	<input type="checkbox"/> Parrot	<input type="checkbox"/> St. John
<input type="checkbox"/> Sky Blue	<input type="checkbox"/> Curry	<input type="checkbox"/> Pecan	<input type="checkbox"/> Timberwolf
<input type="checkbox"/> Tawny	<input type="checkbox"/> Cyan	<input type="checkbox"/> Plum	<input type="checkbox"/> Vivid Punch

Estimated shipping weight: 421 - 35 lb (16 kg); 422 - 44 lb (20 kg)  
 UPS shipping available

# Clinical Products

## Electric System

- 125 KaVo
- 126 Midwest
- 130 A-dec
- 131 NSK

## Air System

- 132 Midwest

## Intraoral Camera

- 133 Acteon

## Ultrasonic Scaler

- 134 Acteon
- 135 Dentsply Sirona
- 136 EMS

## Curing Light

- 137 Acteon

## Waterline Treatment

- 138 A-dec ICX and A-dec ICX Renew

## Vacuum-Line Cleaning System

- 139 A-dec ICV Vacuum-Line Cleaning System





# Electric System

## KaVo Motor

Availability Varies by Region: Contact Customer Service for Details




INTRA™ LUX KL 703 LED Motor

### STANDARD FEATURES

#### INTRA LUX KL 703 LED ELECTRIC MOTOR SYSTEM

- Brushless motor
- Speed range: 100 to 40,000 rpm
- Field exchangeable LED bulb
- Sterilizable
- Enabled with both restorative and endo functionality
- Up to 8 speed memory presets available in prep mode
- Powerful KL 703 LED Motor with ISO 3964 E-style coupling
- Special endo mode features both rotary and reciprocation functionality
- Seamless integration with A-dec delivery systems (see below)
  - Choice between single or dual motors
- For high-speed, low-speed, and torque controlled rotary endo applications
- Up to 16 programmable memory settings

DEALER-INSTALLED ELECTRIC MOTOR SYSTEM	LENGTH	PART NUMBER	PRICE
<b>Control Module + Motor + Tubing Kit (1st Position)</b>			
A-dec 532, 532pro, 533, 533pro, and 300 (ALL)	68"	54.0846.00	
A-dec 541	82"	54.0847.00	
<b>Motor + Tubing Kit (2nd position)</b>			
A-dec 532, 532pro, 533, 533pro, and 300 (ALL)	68"	54.0846.01	
A-dec 541	82"	54.0847.01	

ELECTRIC MOTOR TECHNICAL SPECIFICATIONS										
MODEL	SYSTEM	POWER (Watts)	SPEED RANGE (rpm)	TORQUE (Ncm)	LIGHT	LENGTH (mm)	WEIGHT (grams)	IMAGE	PART NUMBER	PRICE
KL 703 LED Motor	E-Style	45	100 - 40,000	3	Self exchangeable LED 25K LUX	34	69		54.0838.00	



Power Lux motor



Power Lux implant motor

## STANDARD FEATURES

## POWER LUX MOTOR SYSTEM

- Enabled with both restorative and endo functionality
- Supports WaveOne® and Reciproc™ reciprocating endo system families
- Up to three motors supported per system
- CP5i  
Up to eight speed memory presets available in restorative and endo mode
- DS5 and DS7  
Restorative mode: Up to four presets per user profile  
Endo mode: Near limitless user defined workflows, plus pre-loaded Dentsply Sirona file system workflows
- For high-speed, low-speed, and torque controlled rotary/reciprocation endo applications

## POWER LUX IMPLANT MOTOR SYSTEM

- Enabled with implant functionality
- Consumes one motor position on control module
- Does not consume delivery system control block position
- Near limitless user defined workflows, plus pre-loaded Dentsply Sirona implant system workflows
- For high-speed, low-speed, and torque controlled implantology applications
- Supported with 500 Pro (DS7) only

# Electric System

## Midwest Motors

Availability Varies by Region: Contact Customer Service for Details

DEALER-INSTALLED ELECTRIC MOTOR SYSTEMS	LENGTH	PART NUMBER	PRICE
<b>Control Module + Power Lux Motor + Tubing Kit (1st Position)</b>			
A-dec 532pro, 533pro, and all 300 Pro (other than 341pro)	68"	54.1073.00	
A-dec 341pro	82"	54.1074.00	
<b>Power Lux Motor + Tubing Kit (2nd and 3rd Position)</b>			
A-dec 532pro, 533pro, and all 300 Pro (other than 341pro)	68"	54.1073.01	
A-dec 341pro	82"	54.1074.01	

DEALER-INSTALLED APEX AND IMPLANT OPTIONS	PART NUMBER	PRICE
<b>Apex Locator Kit (File Clip + Y Cable + Lip Clip + Other Components)</b>		
A-dec 532pro and 533pro	54.1191.00	
A-dec 341pro	54.1192.00	
A-dec 332pro, 333pro, 334pro, 335pro, 336pro, and 342pro*	54.1194.00	
A-dec 343pro*	54.1195.00	
<b>Implantology Kit (Power Lux Implant Motor + Tubing + Peristaltic Pump + Other Components)</b>		
A-dec 532pro and 533pro	54.1052.00	
<b>Apex Locator + Implantology Kit (Implant + Apex)</b>		
A-dec 532pro and 533pro	54.1051.00	

NOTE: \*A-dec 300 deliveries require DS5 control pad for Apex locator.

IMPLANT CONSUMABLES	PART NUMBER	PRICE
Irrigation tubing (box of 5)	54.0930.00	

ELECTRIC MOTOR TECHNICAL SPECIFICATIONS										
MODEL	SYSTEM	POWER (Watts)	SPEED RANGE (rpm)	TORQUE (Ncm)	LIGHT	LENGTH (mm)	WEIGHT (grams)	IMAGE	PART NUMBER	PRICE
Power Lux Motor	E-Style	~61	100 - 40,000	~3	Adjustable intensity LED light	45	80		54.0928.00	
Power Lux Implant Motor	E-Style	~80	200 - 30,000	~5	Adjustable intensity LED light	55	100		54.0929.00	

# Electric System

## Midwest High-speed Handpieces

Availability Varies by Region: Contact Customer Service for Details

ELECTRIC HIGH-SPEED HANDPIECE COMPARISON								
SERIES	MODEL	HEAD SIZE	SYSTEM	GEAR RATIO	CHUCK (mm)	IMAGE	PART NUMBER	PRICE
EnergO	T1 EnergO 1:5 L	Standard	E-type	1:5	1.6 FG PB		54.1099.00	
	T1 EnergO S 1:5 L						54.1097.00	
	T2 EnergO 1:5 L						54.1104.00	

ELECTRIC HIGH-SPEED HANDPIECE TECHNICAL SPECIFICATIONS									
SERIES	MODEL	ATTACHMENT TYPE	MAX SPEED (rpm)	LIGHT	SPRAY PORTS	LENGTH (mm)	HEAD DIAMETER (mm)	HEAD HEIGHT (mm)	WEIGHT (grams)
EnergO	T1 EnergO 1:5 L	Contra-angle	200,000	Yes	4*2-nozzle spray	100	8.9	14	60
	T1 EnergO S 1:5 L					91			54
	T2 EnergO 1:5 L					100			73

### Key for chuck abbreviations

PB = Push Button

TT = Twist Tension

FG = Friction Grip burs

RA = Right Angle burs (latch burs)







HP = Handpiece burs

# Electric System

## Midwest Low-speed Handpieces

Availability Varies by Region: Contact Customer Service for Details

### ELECTRIC LOW-SPEED HANDPIECE COMPARISON

SERIES	MODEL	HEAD SIZE	SYSTEM	GEAR RATIO	CHUCK (mm)	IMAGE	PART NUMBER	PRICE
EnergO	T1 EnergO 1:1 L	Standard	E-type	1:1	2.35 PB RA		54.1100.00	
	T1 EnergO S 1:1 L						54.1098.00	
	T2 EnergO 1:1 L						54.1103.00	
Endo	T1 Endo 6L	Standard	E-type	6:1	2.35 PB RA		54.1084.00	
T1 Line	T1 Prophy	Standard	E-type	1:1	2.35 PB RA		54.1096.00	
Implant	Implant 20:1 L	Large	E-type	20:1	2.35 PB RA		54.1080.00	

### ELECTRIC LOW-SPEED HANDPIECE TECHNICAL SPECIFICATIONS

SERIES	MODEL	ATTACHMENT TYPE	MAX SPEED (rpm)	LIGHT	SPRAY PORTS	LENGTH (mm)	HEAD DIAMETER (mm)	HEAD HEIGHT (mm)	WEIGHT (grams)
EnergO	T1 EnergO 1:1 L	Contra-angle	40,000	Yes	1	100	8.7	12.3	59
	T1 EnergO S 1:1 L					89			54
	T2 EnergO 1:1 L					100			72
Endo	T1 Endo 6L	Contra-angle	6,500	Yes	N/A	99	8.7	12.5	59
T1 Line	T1 Prophy	Contra-angle	6,500	Yes	N/A	99	9.7	13.5	59
Implant	Implant 20:1 L	Contra-angle	2,000	Yes	1 (Sterile)	88	9.8	13.6	78

#### Key for chuck abbreviations

PB = Push Button  
TT = Twist Tension

FG = Friction Grip burs  
RA = Right Angle burs (latch burs)  
HP = Handpiece burs

# Electric System

## A-dec XC10 Motor

Availability Varies by Region: Contact Customer Service for Details




A-dec XC10 motor

### STANDARD FEATURES

#### A-DEC XC10 ELECTRIC MOTOR SYSTEM

- Brushless micromotor
- Speed range: 1,000 to 40,000 rpm with forward and reverse in standard mode
- Speed range: 100 to 5,000 in endo mode
- Sterilizable
- Daylight quality LED
- Up to 8 speed memory presets available in prep mode
- Smooth, precise and powerful performance
- Factory installed or dealer installed in A-dec delivery systems (see below)
- Automatically switch between high-speed and low-speed applications
- Endodontic functions with torque control and auto-reverse
- E-system compatible - accepts E-type ISO attachments
- Up to 16 programmable memory settings
- Low noise with audible torque limit warning
- Seamless integration with A-dec delivery systems (see below)
  - Choice between single or dual motors

DEALER-INSTALLED ELECTRIC MOTOR SYSTEM	LENGTH	PART NUMBER	PRICE
<b>Control Module + Motor + Tubing Kit (1st Position)</b>			
A-dec 532, 532pro, 533, 533pro, and 300 (non-CE version)	65"	54.1009.00	
A-dec 532, 532pro, 533, 533pro, and 300 (CE version)	65"	54.1020.00	
A-dec 541 (non-CE version)	82"	54.1010.00	
A-dec 541 (CE version)	82"	54.1021.00	
<b>Motor + Tubing Kit (2nd position)</b>			
A-dec 532, 532pro, 533, 533pro, and 300 (non-CE version)	65"	54.1009.01	
A-dec 532, 532pro, 533, 533pro, and 300 (CE version)	65"	54.1020.01	
A-dec 541 (non-CE version)	82"	54.1010.01	
A-dec 541 (CE version)	82"	54.1021.01	

ELECTRIC MOTOR TECHNICAL SPECIFICATIONS									
MODEL	SYSTEM	APPLICATION	SPEED RANGE (rpm)	TORQUE (Ncm)	LIGHT	LENGTH (mm)	WEIGHT (grams)	IMAGE	PRICE
A-dec XC10	E-Type	General Restorative Endodontic Prophylaxis	100 - 40,000	3	LED light in motor	31.7	62		



A-dec NLZ motor (Manufacturing partner NSK)

### STANDARD FEATURES

- Brushless micromotor
- Speed range: 1,000 to 40,000 rpm with forward and reverse in standard mode
- Speed range: 100 to 5,000 in endo mode
- Sterilizable
- Daylight quality LED
- Up to 8 speed memory presets available in prep mode
- Factory installed or dealer installed in A-dec delivery systems (see below)
- Automatically switch between high-speed and low-speed applications
- Endodontic functions with torque control and auto-reverse
- E-system compatible - accepts E-type ISO attachments
- Up to 16 programmable memory settings
- Low noise with audible torque limit warning

### ELECTRIC MOTOR COMPARISON CHART

MODEL	APPLICATION	RECOMMENDED ATTACHMENTS*	POWER (Watts)	SPEED RANGE (rpm)	TORQUE (Ncm)	LIGHT	LENGTH (mm)	WEIGHT (grams)	IMAGE
NLZ	General Restorative Endodontic Prophylaxis	Ti-Max Z Ti-Max X S-Max M EX	65	1,000 - 40,000 (100 - 5,000 in endo mode)	4	LED light in motor	30.8	57 (micromotor only)	






\*Only available from an NSK dealer

NLZ AND NLX COMPONENTS	PART NUMBER	PRICE
Control module for NLZ (non-CE version)	54.0601.01	
Control module for NLZ (CE version)	54.0986.01	
<b>NLZ</b>		
NLZ motor (non-CE version)	54.0602.00	
NLZ motor (CE version)	54.0985.00	
Tubing assembly 68"	54.0689.01	
Tubing assembly 82"	54.0604.01	
<b>NLX nano</b>		
NLX Nano motor	54.0438.00	
Tubing assembly 61"	54.0442.00	
Tubing assembly 68"	54.0707.01	

NLZ DELIVERY SYSTEM MODULES	PART NUMBER	PRICE
<b>Dual Control Module + Motor + Tubing Kit (1st position)</b>		
A-dec 532, 532pro, 533, 533pro, and all A-dec 300 (non-CE version)	54.0726.00	
A-dec 532, 532pro, 533, 533pro, and all A-dec 300 (CE version)	54.1014.00	
A-dec 541 (non-CE version)	54.0606.00	
A-dec 541 (CE version)	54.1015.00	
<b>Motor + Tubing Kit (2nd position)</b>		
A-dec 532, 532pro, 533, 533pro, and all A-dec 300 (non-CE version)	54.0726.01	
A-dec 532, 532pro, 533, 533pro, and all A-dec 300 (CE version)	54.1014.01	
A-dec 541 (non-CE version)	54.0606.01	
A-dec 541 (CE version)	54.1015.01	

# Air System

Midwest High-speed Handpieces, Coupler, and Handpiece Maintenance  
Availability Varies by Region: Contact Customer Service for Details

AIR HIGH-SPEED HANDPIECE COMPARISON								
SERIES	MODEL	HEAD SIZE	LIGHT	IMAGE	COUPLER	TUBING	PART NUMBER	PRICE
Phoenix ZR	PZK	Large	Yes		KaVo	See air coupler chart	54.1188.00	
Phoenix	PK	Mini	Yes		KaVo	See air coupler chart	54.1091.00	
Stylus Plus Mini	K	Mini	Yes		KaVo	See air coupler chart	54.1093.00	
Stylus Plus	SPK	Mini	Yes		KaVo	See air coupler chart	54.1094.00	
Tradition Pro	TCF	Mini	Yes		KaVo	See air coupler chart	54.1092.00	

AIR HIGH-SPEED HANDPIECE TECHNICAL SPECIFICATIONS									
SERIES	MODEL	POWER (Watts)	SPRAY PORTS	LENGTH (mm)	HEAD DIAMETER (mm)	HEAD HEIGHT (mm)	WEIGHT (grams)	CHUCK (mm)	NOISE LEVEL (Db)
Phoenix ZR	PZK	23+	4	122	11.4	12.7	49	PB	58
Phoenix	PK	20+	4	122	9.7	12.7	49	PB	59
Stylus Plus Mini	K	20	1	122	9.7	11.8	60	PB	60
Stylus Plus	SPK	20	4	122	9.7	12.7	60	PB	60
Tradition Pro	TCF	20	4	122	9.7	12.7	55	PB	61

AIR COUPLER CHART				
MODEL	IMAGE	TUBING	PART NUMBER	PRICE
KaVo Style Coupler		6-pin	54.1095.00	

MIDWEST AUTOMATE LUBRICATION SPRAY	PART NUMBER	PRICE
<input type="checkbox"/> Midwest® Plus Automate spray can (pack of six) Used for manually cleaning and lubricating Midwest handpieces without an automated system	54.1105.00	

**Key for chuck abbreviations**

PB = Push Button  
TT = Twist Tension

FG = Friction Grip burs  
RA = Right Angle burs (latch burs)  
HP = Handpiece burs

### STANDARD FEATURES

#### ACTEON C20

- Fits securely in all A-dec delivery system instrument holders for convenient access and storage
- High-definition imaging (1920 x 1080 resolution) for clear, clinically relevant visuals
- Dimensions
  - Width: 26.9 mm
  - Height: 23.3 mm
  - Length: 200.9 mm
- Fixed focus ensures consistent image clarity from 12 mm to 50 mm without manual adjustments
- Plug-and-play functionality for simple integration into practice workflows
- Quick disconnect cord set allows easy sharing of the camera between operatories
- Lightweight and ergonomic design (35 g) minimizes clinician fatigue
- TWAIN driver compatibility ensures images are automatically saved to patient records
- Provides a cost-effective intraoral imaging solution for improved patient communication

NOTE: Image capture is controlled directly on the camera handpiece and cannot be operated via the foot control.



Acteon C20

DEALER-INSTALLED INTRAORAL CAMERA SYSTEM	PART NUMBER	PRICE
Acteon intraoral camera handpiece	54.0950.00	
Acteon intraoral camera cord set	54.0948.00	
<b>Accessories</b>		
A-dec USB 2.0 powered hub	90.1690.00	
A-dec USB 2.0 redriver	90.2105.00	

NOTE: See delivery system pages for A-dec USB 2.0 powered hub and redriver requirements

### STANDARD FEATURES

#### SATELEC NEWTRON SLIM AND SLIM B.LED

- Integrates easily with A-dec 500, A-dec 300 delivery systems
- Patented Cruise Control® system providing precise vibration and consistent power regardless of treatment
- Auto-tuning technology guarantees the tip is in the exact vibration frequency in the range of 28 kHz to 36 kHz, which insures accurate tip speed
- Feedback technology automatically regulates power in the handpiece to make sure there is no loss of power during increased loads
- Push-pull technology controls the back and forth action of each tip from 0–170 micrometers providing smooth vibrations for increased patient comfort and tactile sense for the clinician
- LED lit handpiece provides 100,000 lux of illumination for better visibility
- Compatibility with 85 different tips for scaling, periodontics, endodontics, and restorative procedures
- Introductory tip kit sold separately (1 each, 10Z and H3 tips)
- Sterilizable handpiece
- Wide power range from a minimum 2 VA to a maximum 26 VA

#### SATELEC NEWTRON SLIM

- Handpiece core comprised of titanium for light weight and resistance to corrosion
- Thinner body and lightweight (44 grams)
- More flexible cord for better ergonomics
- Detachable, autoclavable nose cone



Satelec Newtron Slim ultrasonic scaler

#### SATELEC NEWTRON SLIM B.LED

- Handpiece core comprised of titanium for light weight and resistance to corrosion
- Thinner body and lightweight (48 grams)
- More flexible cord for better ergonomics
- Detachable autoclavable nose cone
- Provides exceptional intraoral and dental plaque visibility with six high power LEDs (100,000 lux)



Satelec Newtron Slim B.LED ultrasonic scaler

DEALER-INSTALLED CONTROL MODULE AND CORD SETS SYSTEM	LENGTH	PART NUMBER	PRICE
<b>Satelec Newtron Slim</b>			
A-dec 532, 532pro, 533, and 533pro	61"	54.0582.00	
A-dec 541	81"	54.0583.00	
A-dec 300 (all)	61"	54.0582.00	
DEALER-INSTALLED CONTROL MODULE CONNECTION KIT (FOR PRO SYSTEMS)		PART NUMBER	PRICE
Analog scaler connection kit*		54.0923.01	

NOTE: \*Required for installation on 300 Pro and 500 Pro systems

ULTRASONIC HANDPIECES AND COMPONENTS	PART NUMBER	PRICE
Satelec Newtron Slim ultrasonic handpiece only	54.0580.00	
Satelec Newtron Slim B.LED ultrasonic handpiece only	54.0581.00	
Satelec ultrasonic handpiece tip kit	54.0406.00	
Potentiometer control kit for Satelec ultrasonic instruments	54.0202.00	

NOTE: A-dec 500 and A-dec 300 deliveries with standard or no touchpad require field installation of kits with a potentiometer.



# Ultrasonic Scaler

Dentsply Sirona\*

Availability Varies by Region: Contact Customer Service for Details

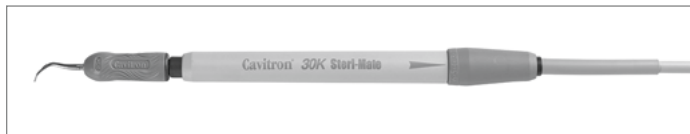
## STANDARD FEATURES

### CAVITRON STERI-MATE AND STERI-MATE 360

- 30k magnetostrictive ultrasonic technology
- Patented Sustained Performance System (SPS™) technology adjusts system power to maintain tip stroke regardless of clinical load and conditions allowing for scaling efficiency and improved patient comfort even at lower power settings
- Blue Zone™ extended low power range for added performance advantages and patient comfort
- Lavage (water) control conveniently located on the handpiece allows easy adjusting without turning away from patient
- Integrates easily into A-dec 500 and A-dec 300 delivery systems
- Standard or no touchpad delivery systems need a potentiometer kit, which can be purchased from Dentsply Sirona
- Each kit contains the handpiece, controller, tubing and parts needed for installation into A-dec delivery systems

### CAVITRON STERI-MATE

- Detachable and autoclavable handpiece reduces cross-contamination for enhanced infection control



Cavitron Steri-Mate ultrasonic scaler

### CAVITRON STERI-MATE 360

- Rotating handpiece nose allows for effortless rotation of an ultrasonic insert within the anterior and posterior of the oral cavity
- Detachable and autoclavable handpiece reduces cross-contamination for enhanced infection control



Cavitron Steri-Mate 360 ultrasonic scaler



## Cavitron® Scaling

\*NOTE: PURCHASE YOUR DEALER-INSTALLED SYSTEMS FROM DENTSPLY SIRONA

To place an order, contact your local Dentsply Sirona Professional distributor, or call Dentsply Sirona Professional Customer Service at 1.800.989.8826 or visit [www.professional.dentsply.com](http://www.professional.dentsply.com)

DEALER-INSTALLED ULTRASONIC SCALER SYSTEM	LENGTH	CAVITRON PART NUMBER
<b>Cavitron Steri-Mate</b>		
A-dec 532, 532pro, 533, 533pro, and A-dec 300	66"	8800203
A-dec 541	82"	8800204
<b>Cavitron Steri-Mate 360</b>		
A-dec 532, 532pro, 533, 533pro, and A-dec 300	66"	8800201
A-dec 541	82"	8800202
<b>DEALER-INSTALLED POTENTIOMETER KIT</b>		
Cavitron Potentiometer Kit for A-dec delivery systems with standard or no touchpad		81365

FOR PRICING OF A-DEC FACTORY INSTALLED CAVITRON SCALER SEE EQUIPMENT PAGES OF THE A-DEC 500 AND A-DEC 300 UNITS

### STANDARD FEATURES

#### PIEZON® NO PAIN

- Integrates into A-dec 500 and A-dec 300 delivery systems
- Kit contains the following:
  - Ultrasonic generator (module)
  - Handpiece
  - Two tips (P & PS)
  - Tubing
  - Wire harness
  - Installation accessories
- Unibody construction for low operating noise and vibrations
- Six durable, encapsulated LEDs with 5,000K illumination
- Automatic LED on/off with handpiece pick-up and put-down
- Optimal diameter and lightweight, well-balanced ergonomic design
- Thin handpiece nose
- Medical-grade resin body
- Innovative light guide with microlens
- Thermodisinfected and sterilizable
- Standard or no-touchpad delivery systems require a potentiometer kit



PIEZON® NO PAIN

\*NOTE: PURCHASE YOUR DEALER-INSTALLED SYSTEMS FROM EMS

To place an order, contact your local EMS regional office or your local EMS regional distributor or send inquiry to [info@ems-ch.com](mailto:info@ems-ch.com)

DEALER-INSTALLED ULTRASONIC SCALER SYSTEM	EMS PART NUMBER
PIEZON® NO PAIN LED kit (English, French, German, Italian, Spanish, Swedish)	FS-437-A
PIEZON® NO PAIN LED kit (Czech, English, Greek, Polish, Russian, Turkish)	FS-437-B
PIEZON® NO PAIN LED kit (Danish, Dutch, English, Finnish, Norwegian, Swedish)	FS-437-C
PIEZON® NO PAIN kit (English, French, German, Italian, Spanish, Swedish)	FS-438-A
PIEZON® NO PAIN kit (Czech, English, Greek, Polish, Russian, Turkish)	FS-438-B
PIEZON® NO PAIN kit (Danish, Dutch, English, Finnish, Norwegian, Swedish)	FS-438-C
Potentiometer Kit	EK-411

FOR PRICING PLEASE CONTACT LOCAL EMS REGIONAL OFFICE



### STANDARD FEATURES

#### SATELEC MINI LED

- Integrates easily with A-dec delivery systems (see below)
- Standard light guide (7.5 mm) produces a minimum 1,250 mWatt/cm<sup>2</sup>
- Light guide is autoclavable
- Produces light between 420 nm and 480 nm
- Mount to either doctor's or assistant's controls
- Enables rapid curing without generating heat
- Three curing modes:
  - Fast: Full intensity for 10 seconds
  - Pulse: Ten 1.0 second pulses at 0.25 second intervals
  - Rampin: 10 second ramp up to full power, then 10 seconds at full power
- 1,250 mWatt/cm<sup>2</sup> power at 7.5 mm, 2,000 mWatt/cm<sup>2</sup> power at 5.5 mm



Satelec Mini LED curing light

DEALER-INSTALLED CURING LIGHT SYSTEMS BY DELIVERY SYSTEM MODEL NUMBER	COLOR AND LENGTH	PART NUMBER	PRICE
<b>Satelec Mini LED Curing Light</b>			
A-dec 532, 532pro, 533, 533pro, 541, 545, and 545sta	Gray 3, 117"	54.0291.00	
A-dec 332, 332pro, 333, 333pro, 334, 334pro, 335, 335pro, 336, 336pro, 342, and 342pro	Gray 3, 117"	54.0291.00	

ACCESSORY AND UNITIZED HOLDERS FOR FIELD INTEGRATION	PART NUMBER SURF	PART NUMBER WHITE	PRICE
Accessory holder, non-active, for 541, 545, 545sta, 551, and 551sta	99.0653.01	99.0653.03	
Accessory holder, non-active, for 532, 532pro, 533, and 533pro	-	99.0681.01	
Accessory holder, non-active, for A-dec 300 delivery systems	-	77.0919.00	
Cascade unitized 3-position left holder	99.0619.00	-	
Cascade unitized 3-position right holder	99.0618.00	-	

# Waterline Treatment - A-dec ICX and A-dec ICX Renew

Availability Varies by Region: Contact Customer Service for Details



A-dec ICX waterline treatment tablet

## A-DEC ICX WATERLINE TREATMENT STANDARD FEATURES

- Maintains dental unit waterline effluent  $\leq 10$  CFU/mL
- Reduces build-up of deposits
- Continuously present in water; provides a preventive, proactive solution
- Remains active in water for at least two weeks during periods of nonuse
- Eliminates the need to purge waterlines at night
- Compatible for use with restorative bonding materials. Will not affect bond strength
- Gentle on dental equipment



A-dec ICX Renew waterline shock treatment

## A-DEC ICX RENEW STANDARD FEATURES

- Penetrates and removes the build-up of odor and foul-tasting microbial contamination bacteria
- Blue color lets you know the solution is hard at work in the waterlines
- Non-corrosive and gentle on equipment
- Will not corrode or clog waterlines
- Odorless formula

ICX WATERLINE TREATMENT TABLETS	PART NUMBER	PRICE	TOTAL
One case of ICX treatment tablets, 2-liter size 1,800 treatments: 50 tablets per box, 36 boxes per case	90.1065.00		
One case of ICX treatment tablets, 0.7-liter size 1,800 treatments: 50 tablets per box, 36 boxes per case	90.1064.00		
Subtotal			\$
ICX RENEW WATERLINE SHOCK TREATMENT	PART NUMBER	PRICE	TOTAL
One case of ICX Renew dental unit waterline shock treatment 4 boxes per case, 9 applications per box	90.1691.00		
Subtotal			\$
Quantity			x
<b>Grand Total</b>			<b>\$</b>



0.7-liter water bottle



2-liter water bottle





### STANDARD FEATURES

- Simple 3-step operation for vacuum-line cleaning
- Variable timed cycle
- Easy-to-fill tank
- Requires minimum 7" W x 20" D x 21" H (178 mm x 508 mm x 533 mm) module for fluid tank storage
- Safer and cleaner than other vacuum-line cleaning methods

NOTE: A-dec ICV for A-dec Inspire is ordered within the cabinet module

Universal ICV vacuum-line cleaning system

UNIVERSAL ICV VACUUM-LINE CLEANING SYSTEM CHOICES	PART NUMBER	PRICE	TOTAL
Single control panel, connectors for two standard (11 mm) HVEs and one SE <input type="checkbox"/> 120V <input type="checkbox"/> 240V	77.0614.00 77.0615.00		
<input type="checkbox"/> Single control panel, connectors for two large bore (15 mm) HVEs and one SE, 240V	77.0616.00		
<input type="checkbox"/> Dual control panels, connectors for two large bore (15 mm) HVEs and one SE (per control panel), 240V	77.0617.00		
Dual control panels, connectors for two standard (11 mm) HVEs and one SE (per control panel), <input type="checkbox"/> 120V <input type="checkbox"/> 240V	77.0618.00 77.0619.00		
Subtotal			\$
Quantity			x
<b>Grand Total</b>			<b>\$</b>



Estimated shipping weight: 10 lb (4.5 kg)  
UPS shipping available



# Upgrades and Accessories



A-dec 360 upgrades and accessories allows for versatility and growth in existing offices. Adding or replacing field installable options.

Refresh an operator with an LED retrohead light or new upholstery. Replace worn items such as trays or instrument pads.

A-dec supports equipment long after the initial installation.

## Chair Accessories

- 143 Chair Upholstery
- 145 Floor Boxes
- 149 Power Supplies, Cables, and Sensors
- 160 IV Armboard
- 161 Dental Booster Seat

## Delivery Accessories

- 147 Foot Controls
- 148 A-dec Relay Module, Intraoral Light Source and Data Cables
- 151 Autoclavable Syringes
- 152 Touchpads
- 153 Tray Holders and Trays
- 155 Tubing - Handpieces
- 156 Vacuum Components
- 157 QD Kits
- 158 Handpiece Holders and Whip Assemblies
- 159 Dental Unit Waterline Treatment System

## Preventive Maintenance

- 162 Annual Maintenance Kit Sets
- 162 Flush Dock



Please have chair serial number information available for replacement upholstery.

To replace custom or special sewn upholstery on A-dec chairs, contact Customer Service. UPS shipping available.

View the latest information on upholstery, laminate, and solid surface colors by visiting Inspire Me, our virtual operatory color tool on a-dec.com. You will find color previews and part numbers for sewn and formed upholstery as well as laminates, solid surface, and quartz offerings. Experiment with creating a room with various colors of upholstery, cabinetry, and countertops. Once you have finished exploring, you can order color samples.

### Sewn

- |                                   |  |                                      |
|-----------------------------------|--|--------------------------------------|
| <input type="checkbox"/> Almond   | <input type="checkbox"/> Diplomat Blue | <input type="checkbox"/> Poseidon    |
| <input type="checkbox"/> Apricot  | <input type="checkbox"/> Ebony         | <input type="checkbox"/> Red         |
| <input type="checkbox"/> Arctic   | <input type="checkbox"/> Fuchsia       | <input type="checkbox"/> Riviera     |
| <input type="checkbox"/> Arugula  | <input type="checkbox"/> Granite       | <input type="checkbox"/> Sable       |
| <input type="checkbox"/> Bayou    | <input type="checkbox"/> Lapis         | <input type="checkbox"/> Sassy       |
| <input type="checkbox"/> Cave     | <input type="checkbox"/> Pacific       | <input type="checkbox"/> Schooner    |
| <input type="checkbox"/> Chamois  | <input type="checkbox"/> Papyrus       | <input type="checkbox"/> Sky         |
| <input type="checkbox"/> Charcoal | <input type="checkbox"/> Parrot        | <input type="checkbox"/> St. John    |
| <input type="checkbox"/> Curry    | <input type="checkbox"/> Pecan         | <input type="checkbox"/> Timberwolf  |
| <input type="checkbox"/> Cyan     | <input type="checkbox"/> Plum          | <input type="checkbox"/> Vivid Punch |

### Formed





- |                                    |                                     |                                   |
|------------------------------------|-------------------------------------|-----------------------------------|
| <input type="checkbox"/> Amethyst  | <input type="checkbox"/> Hazelnut   | <input type="checkbox"/> Sky Blue |
| <input type="checkbox"/> Black     | <input type="checkbox"/> Indigo     | <input type="checkbox"/> Tawny    |
| <input type="checkbox"/> Carbon    | <input type="checkbox"/> Lemongrass |                                   |
| <input type="checkbox"/> Driftwood | <input type="checkbox"/> Sapphire   |                                   |

### Formed Performer eVo

- |                                    |                                   |
|------------------------------------|-----------------------------------|
| <input type="checkbox"/> Black     | <input type="checkbox"/> Indigo   |
| <input type="checkbox"/> Driftwood | <input type="checkbox"/> Sky Blue |
| <input type="checkbox"/> Hazelnut  |                                   |

Replacement upholstery sets:

Sets include headrest cushion, back, seat, toeboard cover, and armrest where applicable.

PRODUCT DESCRIPTION	CONFIGURED PART NUMBER	PRICE
<b>A-dec 511</b>		
<input type="checkbox"/> White	VC0009.0002	
<input type="checkbox"/> Surf (Only available in S01 or F01)	VC0009.0001	
<input type="checkbox"/> Sewn	VC0463.0011	
 <input type="checkbox"/> Sewn S01 upholstery		
 <input type="checkbox"/> Sewn S02 upholstery		
<input type="checkbox"/> Formed	VC0463.0010	
 <input type="checkbox"/> Formed F01 upholstery		
 <input type="checkbox"/> Formed F02 upholstery		
<b>A-dec 411</b>		
<input type="checkbox"/> Sewn	VC0463.0007	
<input type="checkbox"/> Formed	VC0463.0200	
<input type="checkbox"/> For knob-style headrest	VC0035.0002	
<input type="checkbox"/> For lever-style headrest	VC0035.0001	
<b>A-dec 311 (Version B)</b>		
<input type="checkbox"/> Sewn Includes dual-articulating headrest cushion	VC0463.0167	
<input type="checkbox"/> Formed Includes dual-articulating headrest cushion	VC0463.0166	
<b>A-dec 311 (Version A)</b>		
<input type="checkbox"/> Sewn	VC0463.0205	
<input type="checkbox"/> Formed	VC0463.0198	
<input type="checkbox"/> For dual-articulating headrest	VC0035.0004	
<input type="checkbox"/> For adjustable neck support Not allowed on 311A sewn	VC0035.0005	
<b>A-dec 311xlc Performer eVo</b>		
<input type="checkbox"/> Formed	VC0463.0262	

PRODUCT DESCRIPTION	CONFIGURED PART NUMBER	PRICE
<b>Performer (III &amp; Version B)</b> Manufactured prior to 2022		
<input type="checkbox"/> Performer III Formed	VC0463.0204	
<input type="checkbox"/> Performer (version B) Formed	VC0463.0238	
<input type="checkbox"/> Narrow back style	VC0013.0002	
<input type="checkbox"/> Contoured back style	VC0013.0001	
<b>Cascade/Decade/Decade Plus</b>		
<input type="checkbox"/> Cascade 1040 sewn	VC0463.0024	
<input type="checkbox"/> Cascade 1040 formed	VC0463.0192	
<input type="checkbox"/> Decade 1021/1011 formed	VC0463.0189	
<input type="checkbox"/> Decade Plus 1221 sewn	VC0463.0027	
<input type="checkbox"/> Decade Plus 1221 formed	VC0463.0195	
<b>A-dec 200</b>		
<input type="checkbox"/> Formed	-	

PRODUCT DESCRIPTION	ITEM PART NUMBER	PRICE
<b>Headrest Mechanisms</b>		
<input type="checkbox"/> Lever-style (White)	90.1091.01	
<input type="checkbox"/> Knob-style 311 (version B)/411	62.1195.00	
<input type="checkbox"/> Knob-style 311 (version A)	62.0631.01	
<input type="checkbox"/> Cascade/Decade/Performer/ A-dec 200 (White)	61.2265.01	

PRODUCT DESCRIPTION	ITEM PART NUMBER	PRICE
<b>Armrest Kits</b>		
<input type="checkbox"/> 511 (version B)	90.1686.00	

PRODUCT DESCRIPTION	ITEM PART NUMBER	PRICE
<b>Dental Booster Seat</b>		
<input type="checkbox"/> Ebony	62.1311.77	
<input type="checkbox"/> Parrot	62.1311.96	

Please have chair serial number information available for replacement upholstery.

To replace custom or special sewn upholstery on A-dec chairs, contact Customer Service. UPS shipping available.

View the latest information on upholstery, laminate, and solid surface colors by visiting Inspire Me, our virtual operatory color tool on a-dec.com. You will find color previews and part numbers for sewn and formed upholstery as well as laminates, solid surface, and quartz offerings.

Experiment with creating a room with various colors of upholstery, cabinetry, and countertops. Once you have finished exploring, you can order color samples.

### Sewn

- Almond
- Apricot
- Arctic
- Arugula
- Bayou
- Cave
- Chamois
- Charcoal
- Curry
- Cyan
- Diplomat Blue
- Ebony
- Fuchsia
- Granite
- Lapis
- Pacific
- Papyrus
- Parrot
- Pecan
- Plum
- Poseidon
- Red
- Riviera
- Sable
- Sassy
- Schooner
- Sky
- St. John
- Timberwolf
- Vivid Punch

### Formed

- Amethyst
- Black
- Carbon
- Driftwood
- Hazelnut
- Indigo
- Lemongrass
- Sapphire
- Sky Blue
- Tawny

### Formed Performer eVo

- Black
- Driftwood
- Hazelnut
- Indigo
- Sky Blue

Replacement upholstery sets:

Sets include headrest cushion, back, seat, toeboard cover, and armrest where applicable.

PRODUCT DESCRIPTION	CONFIGURED PART NUMBER	PRICE
<b>Doctor's Stools</b>		
<input type="checkbox"/> 521 doctor's upholstery set, sewn	VC0463.0225	
<input type="checkbox"/> 521 doctor's seat upholstery, sewn	VC0463.0219	
<input type="checkbox"/> 521 doctor's back upholstery, sewn	VC0463.0211	
<input type="checkbox"/> 421 doctor's upholstery set, sewn Previously 1601 Contoured	VC0463.0227	
<input type="checkbox"/> 421 doctor's upholstery set, formed Previously 1601 Contoured	VC0463.0227	
<input type="checkbox"/> 321 Performer eVo doctor's upholstery set, formed	VC0463.0281	
<b>Assistant's Stools</b>		
<input type="checkbox"/> 522 assistant's seat upholstery, sewn	VC0463.0220	
<input type="checkbox"/> 522 assistant's back upholstery, sewn	VC0463.0212	
<input type="checkbox"/> 422 assistant's upholstery set, sewn (Previously 1622 Contoured round)	VC0463.0230	
<input type="checkbox"/> 422 assistant's upholstery set, formed Previously 1622 Contoured round	VC0463.0230	
<input type="checkbox"/> 322 Performer eVo assistant's upholstery set, formed	VC0463.0283	

Note: For A-dec 200 stool upholstery replacement please contact Customer Service

## A-DEC 511/411/311 (VERSION B)/PERFORMER EVO FLOOR BOX



- White 2 cover
- Does not include umbilical or utilities
- 17" x 16.5" (432 mm x 419 mm)
- With outer convolute umbilical cover

PRODUCT DESCRIPTION	PART NUMBER	PRICE
Floor box and cover	41.1506.01	
Floor box frame only	41.1467.01	
Cover only, White 2	41.1552.01	
Master toggle kit	90.1088.01	
Air filter/regulator A-dec 511 only	24.0475.00	
Air filter/regulator A-dec 311 and 411	24.0463.01	
Water filter/regulator	24.0474.00	
22" (25 mm) outer convolute umbilical cover	024.273.01	

## A-DEC 500 REMOTE STAINLESS STEEL FLOOR BOX



- Gray 3 cover
- Includes 7' (2,134 mm) umbilical
- Use with non-chair mounted delivery system
- 5.5" x 14.5" x 17" (140 mm x 368 mm x 432 mm)
- Includes mounting hardware
- Includes stainless steel frame and cover

PRODUCT DESCRIPTION	PART NUMBER	PRICE
541/545 Remote stainless steel floor box kit	41.1490.01	
Large floor box frame and cover	41.1456.01	
Floor box frame only	41.1507.00	
Cover only, Gray 3	41.0413.01	
Air filter/regulator	24.0475.00	
Water filter/regulator	24.0474.00	

## A-DEC 300 REMOTE FLOOR BOX



- Gray 3 cover
- Includes 3' (914 mm) umbilical
- Hole plugs
- Mounting hardware
- 5.5" x 14.5" x 17" (140 mm x 368 mm x 432 mm)

PRODUCT DESCRIPTION	PART NUMBER	PRICE
Remote stainless steel floor box and cover	77.1019.00	
Floor box frame only	41.1507.00	
Cover only, Gray 3	41.0413.01	

## LARGE STAINLESS STEEL FLOOR BOX



- Surf 4 cover
- Does not include umbilical or utilities
- 5.5" x 14.5" x 17" (140 mm x 368 mm x 432 mm)

PRODUCT DESCRIPTION	PART NUMBER	PRICE
Large stainless steel floor box frame and cover	41.1456.00	
Floor box frame only	41.0414.00	
Cover only, Surf 4	41.0413.00	

## MOUNTING KIT

For use with:

- Stainless steel floor boxes

PRODUCT DESCRIPTION	PART NUMBER	PRICE
Mounting kit, Gray 3	41.1454.01	
Mounting kit, Surf 4	41.1454.00	

## MEDIUM STAINLESS STEEL FLOOR BOX



- Surf 4 cover
- Does not include umbilical or utilities
- Includes mounting hardware
- 5.5" x 9" x 14" (140 mm x 229 mm x 356 mm)

PRODUCT DESCRIPTION	PART NUMBER	PRICE
Medium stainless steel floor box frame and cover	41.1455.00	
Floor box frame only, with plugs	41.0408.00	
Cover only, Surf 4	41.0407.00	

## SMALL STAINLESS STEEL FLOOR BOX

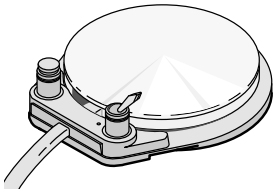


- Surf 4 cover
- Does not include umbilical or utilities
- Includes mounting hardware
- 4.5" x 7" x 8" (114 mm x 178 mm x 203 mm)

PRODUCT DESCRIPTION	PART NUMBER	PRICE
Small stainless steel floor box frame and cover	41.0034.00	

## WET/DRY FOOT CONTROL

with chip blower/accessory button and wet/dry toggle

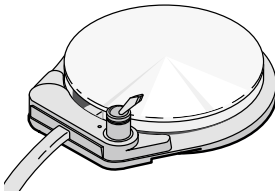


- Modulates variable speed operation with foot pressure applied in any position
- Wet/dry toggle operates on/off control for coolant water
- Chip blower for use with air turbine, electric handpiece, A-dec camera, as well as ultrasonic instruments

PRODUCT DESCRIPTION	PART NUMBER GRAY 3	PRICE
A-dec 532/533 foot control, 5' (1,524 mm)	38.1829.00	
A-dec 541 foot control, 16' (4,876 mm)	38.1829.01	
A-dec 332/333 foot control, 5' (1,524 mm)	38.1862.00	
A-dec 334/335 foot control, 9' (2,743 mm)	38.1838.00	
Cascade/Radius foot control, 9' (2,743 mm)	38.1889.00	

## WET/DRY FOOT CONTROL

with wet/dry toggle



- Modulates variable speed operation with foot pressure applied in any position
- Wet/dry toggle operates on/off control for coolant water
- Use for both the air turbine or electric handpiece

PRODUCT DESCRIPTION	PART NUMBER GRAY 3	PRICE
A-dec 332/333 foot control, 5' (1,524 mm)	38.1834.00	
A-dec 334/335 foot control, 9' (2,743 mm)	38.1821.00	
Cascade/Radius foot control, 9' (2,743 mm)	38.1890.00	

## LEVER FOOT CONTROL

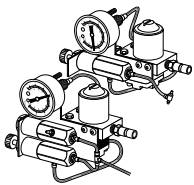
wet/dry foot control with chip blower/accessory button



- Superior speed modulation with side to side movement
- Intuitive, eyes free, wet/dry operation
- Ergonomic foot placement during operation

PRODUCT DESCRIPTION	PART NUMBER GRAY 3	PRICE
Lever foot control, 5' (1,524 mm)	38.1871.00	
Lever foot control, 9' (2,743 mm)	38.1871.02	
Lever foot control, 16' (4,877 mm)	38.1871.03	
A-dec 300 chip blower kit	90.1546.00	

## UNIVERSAL AIR AND WATER FILTER REGULATOR UTILITY KIT



- Includes air filter/regulator, water filter/regulator, filter screen kit, filters, and necessary hardware

PRODUCT DESCRIPTION	PART NUMBER	PRICE
Universal utility kit	24.0471.00	

## A-dec Relay Module, Intraoral Light Source, and Data Cables

### A-DEC RELAY MODULE



The A-dec relay module allows flexibility in turning electrical devices on and off within the treatment room or building from one of the touchpads. The A-dec relay module can be for items such as, non-A-dec lighting or equipment. This module functions with both the Standard and Deluxe touchpads. It operates similar to an air-electric switch but uses electrical signals from the data communication system instead of air signals.

A-dec recommends installation of the A-dec relay module be performed by a certified electrical technician

PRODUCT DESCRIPTION	PART NUMBER	PRICE
A-dec relay module	90.1080.00	

### QUAD VOLTAGE INTRAORAL LIGHT SOURCE

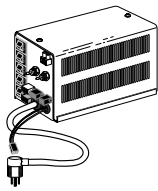


- Fiber-optic intraoral light source
- Requires fiber-optic handpiece tubing, 24 VAC
- All IOLS come equipped to light (2) handpieces
- A-dec 300 kit equipped to light (4) handpieces
- To add additional handpieces order the QVIOLS switch kit

PRODUCT DESCRIPTION	PART NUMBER	PRICE
Quad volt IOLS kit for A-dec 300 (Equipped to light (4) handpieces)	90.1168.00	
Quad volt IOLS kit for 3420/2561	90.1359.00	
Quad volt IOLS kit for 4631	90.1360.00	
QVIOLS switch kit	90.1382.00	

A-DEC 500 AND 300 DATA CABLES AND DATA BOARD	PART NUMBER	PRICE
6-position, 1.5' (457 mm)	041.637.00	
6-position, 3.5' (1,029 mm)	041.637.06	
6-position, 7' (2,134 mm)	041.637.04	
6-position, 8.5' (2,589 mm)	041.637.05	
6-position, 13' (4,010 mm)	041.637.02	
6-position, 25' (7,614 mm)	041.555.00	
Kit, 25' data cable and 2 adapters	041.554.00	

### 300-WATT POWER SUPPLY



- Required for intraoral camera and electric motors
- Provides power for multiple electrical accessories such as fiber-optics, low voltage water heater/heated syringe tubing, dental light, ultrasonic instrument, and curing light.
- Fits the large, contoured, and recessed floor boxes
- QD connectors
- Uses resettable circuit breakers rather than fuses

#### PRODUCT DESCRIPTION

#### PART NUMBER

#### PRICE

#### A-dec 500, 400, 300 Chair Power Supplies

511/411/311 300-watt, 100V

90.1941.00

511/411/311 300-watt, 110-120V

90.1942.00

511/411/311 300-watt, 220-240V

90.1943.00

#### A-dec 362, 541, 545, and 570/570L Power Supplies

300-watt, 100V

43.0259.00

300-watt, 110-120V

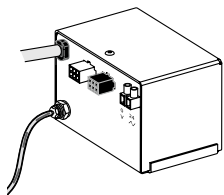
43.0260.00

300-watt, 220-240V

43.0261.00

NOTE: When purchasing a power supply, consider both present and future electrical accessories. Buying a 300-watt power supply now will make it economical to add electrical accessories in the future.

### 25-WATT POWER SUPPLY



- Provides power to A-dec intraoral light source
- Includes air-electric switch, indicator light, 6-pin and 2-connector, and 2-position terminal strip
- Output is rated 24 VAC 1 Amp
- Output is protected against short circuit and overload conditions with automatically resetting thermostat

#### PRODUCT DESCRIPTION

#### PART NUMBER

#### PRICE

#### 4631, 545, 2671 Power Supplies

25-watt, 100V, kit

28.1479.00

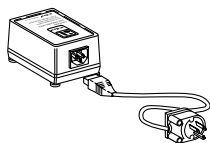
25-watt, 110-120V, kit

28.1480.00

25-watt, 220-240V, kit

28.1481.00

### 60-WATT POWER SUPPLY



- Provides power to A-dec intraoral light source

#### PRODUCT DESCRIPTION

#### PART NUMBER

#### PRICE

60-watt, 110V-240V

45.1268.00

### A-DEC CHAIR OCCUPANCY SENSOR KIT



- Includes sensor, cover, fasteners, and a connection cable
- Provides reliable real-time detection of patient presence
- Pairs with time series information in the A-dec+ mobile application offering monitoring for operatory productivity
- Compatible with A-dec chairs that have a universal chair board and 300pro or 500pro delivery with A-dec+ connectivity
- Installs quickly on to the armature and chair board

#### PRODUCT DESCRIPTION

#### PART NUMBER

#### PRICE

A-dec chair occupancy sensor kit

90.2150.00

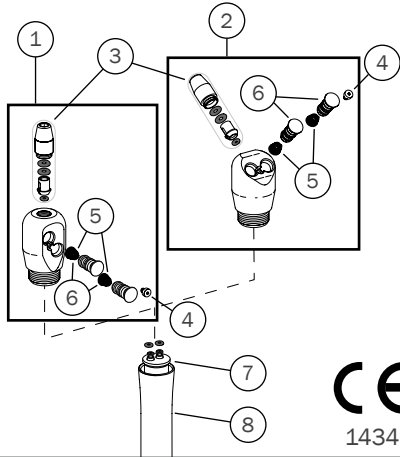
## Power Supplies, Cables, and Sensors

POWER SUPPLY CABLES	
	<ul style="list-style-type: none"> <li>• Required if you are connecting a delivery system or assistant's instrumentation to a power supply</li> <li>• Refer to the table below to determine your cable needs</li> </ul>

300W POWER SUPPLY LOCATED IN A-DEC CHAIR	DELIVERY	DESCRIPTION	PART NUMBER	PRICE
511B, 411, or 311 chair with universal chair board (Chair power supplies manufactured after June 2023)	A-dec 541	Power cable kit	77.0707.00	
	A-dec 545sta	Power cable kit	77.2245.00	
	A-dec 342pro	Power cable kit	77.2305.00	
511A/511B chair (Chair power supplies manufactured June 2023 or earlier)	A-dec 541	Power cable kit	77.0707.00	
	A-dec 545sta	Power cable kit	77.2294.00	
	A-dec 342pro	Power cable kit	77.2304.00	
311 or 411 chair (Chair power supplies manufactured June 2023 or earlier)	A-dec 541	Power cable kit	77.0980.00	
	A-dec 545sta	Power cable kit	77.2293.00	
	A-dec 342pro	Power cable kit	77.2303.00	
300W POWER SUPPLY LOCATED REMOTELY	DELIVERY	DESCRIPTION	PART NUMBER	PRICE
Power cables only	A-dec 541	Cable, 15' (4,572 mm); 4pin to 4pin; Delivery	(1) 43.0328.01	
		Cable, 15' (4,572 mm); 6-pin to 6-pin; Assistant's	(1) 43.0093.00	
	A-dec 545sta	Cable, 15' (4,572 mm); 6-pin to 4-pin; Assistant's	43.0095.00	
	A-dec 342pro	Cable, 15' (4,572 mm); 342pro to 4pin	43.0613.01	
Power cables, umbilical, and floor box	A-dec 541	Floor box, 9' power cables, and 7' umbilical	77.2246.00	
	A-dec 545sta		77.2248.00	
	A-dec 342pro		77.2248.00	
EXTENSION KIT			PART NUMBER	PRICE
1/8" Air line extension kit, 25' (7,620 mm)*			90.1129.00	

Note: \*Included in power cable kits where power supply is located in an A-dec chair

## AUTOCLAVABLE MINI HEAD SYRINGE ASSEMBLIES



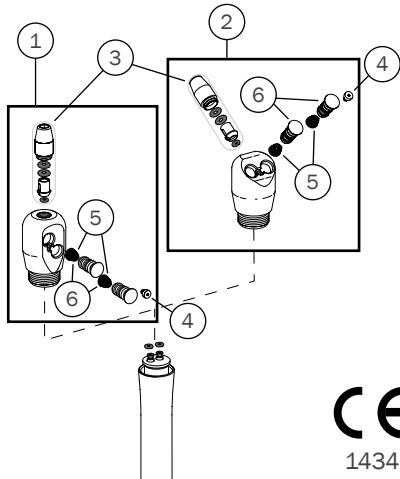
REF	DESCRIPTION	PART NUMBER	PRICE
1	Continental syringe head assembly, small	23.1277.00	
2	Traditional syringe head assembly, small	23.1278.00	
3	Syringe nut assembly, non-locking	23.1112.00	
	Syringe nut assembly, locking	23.1090.00	
4	Syringe button screw, 2-56 (5)	23.1193.01	
5	Conical compression spring (10)	013.064.01	
6	Button valve assembly (2)	23.1232.01	
7	Terminal barb assembly	23.1361.00	
	Terminal barb assembly, 2 barb, QD	23.1403.00	
8	Syringe handle	23.1250.00	

## AUTOCLAVABLE SYRINGE FULL ASSEMBLIES

- Includes syringe head, tubing, terminal barb assembly, and flow control clamp

PRODUCT DESCRIPTION	PART NUMBER	PRICE
<b>Traditional</b>		
Traditional syringe assembly, 7' (2,134 mm)	23.1375.00	
Traditional syringe assembly, 12' (3,657 mm)	23.1376.00	
Traditional syringe assembly, with QD terminal barb assembly, 7' (2,134 mm)	23.1374.00	
Traditional syringe assembly, with QD terminal barb assembly, 11' (3,353 mm)	23.1402.00	
Air-only, Traditional syringe assembly, with QD terminal barb assembly, 7' (2,134 mm)	23.1429.00	
<b>Continental</b>		
Continental syringe assembly, with QD terminal barb assembly, 7' (2,134 mm)	23.1373.00	
Air-only, Continental syringe assembly, with QD terminal barb assembly, 7' (2,134 mm)	23.1430.00	

## AUTOCLAVABLE WARM WATER SYRINGE ASSEMBLIES FOR A-DEC 300 AND A-DEC 500



REF	DESCRIPTION	PART NUMBER	PRICE
1	Continental syringe head assembly, small	23.1277.00	
2	Traditional syringe head assembly, small	23.1278.00	
3	Syringe nut assembly, non-locking	23.1112.00	
	Syringe nut assembly, locking	23.1090.00	
4	Syringe button screw, 2-56 (5)	23.1193.01	
5	Conical compression spring (10)	013.064.01	
6	Button valve assembly (2)	23.1232.01	
	Printed circuit board (Includes mounting hardware)	23.1314.00	
	Printed circuit board for A-dec 545 (Includes mounting hardware)	23.1314.01	

## WARM WATER SYRINGE FULL ASSEMBLIES

- Includes syringe head, tubing, terminal barb assembly, warm water circuit board, and mounting hardware

PRODUCT DESCRIPTION	PART NUMBER	PRICE
<b>Traditional</b>		
Traditional syringe assembly, 84" tubing with 56" sheath For use with 532, 332, 334, 336	23.1290.01	
Traditional syringe assembly, 84" tubing with 62" sheath For use with 352, 353, 541, 545	23.1294.01	
Traditional syringe assembly, 120" tubing with 56" sheath For use with 551	23.1306.01	
<b>Continental</b>		
Continental syringe assembly, 84" tubing with 56" sheath	23.1291.01	



A-dec 300 Standard touchpad



A-dec 300 Deluxe touchpad

### A-DEC 300 TOUCHPADS

- Replace an existing touchpad
- Add a new touchpad

PRODUCT DESCRIPTION	PART NUMBER	PRICE
<b>Full Assembly</b>		
Standard touchpad kit 332/333/334/335/336/342/8100B	90.1196.00	
Deluxe touchpad kit 332/333/334/335/336/342/8100B	90.1197.00	
Standard touchpad kit 200/351/352/353/551	90.1184.00	
<b>A-dec 300 Cover and PCB Only</b>		
Standard touchpad kit	90.1078.01	
Deluxe touchpad kit	90.1185.00	







### REMOTE TOUCHPAD KIT



- For use with A-dec 500, 400, 300, and Performer eVo systems
- White 2
- Includes touchpad, mounting bracket, 25' data and electrical cables, and cable management hardware

PRODUCT DESCRIPTION	PART NUMBER	PRICE
Remote Standard touchpad kit 511/411/311/Performer eVo	90.1495.00	

# Tray Holders and Trays

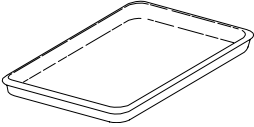

## A-dec 500 (Version B)



A-DEC 500 (VERSION B) DELIVERY TRAY HOLDERS			PART NUMBER	PRICE
<ul style="list-style-type: none"> <li>Rotating tray holder arm</li> <li>Removable stainless steel tray holder</li> <li>Washable tray holder pad</li> </ul>				
PRODUCT DESCRIPTION			PART NUMBER	PRICE
<b>A-dec 532 (Version B) and A-dec 533 (Version B) Side Mount</b>				
	Small tray holder - 6.09" x 9.15" (155 mm x 232 mm)		77.2038.00	
	Standard tray holder - 9.55" x 13.55" (243 mm x 363 mm)		77.1776.00	
	Large tray holder - 11.65" x 17" (296 mm x 432 mm)		77.1777.00	
<b>A-dec 533 (Version B) Bottom Mount</b>				
	Small tray holder - 6.09" x 9.15" (155 mm x 232 mm)		77.2128.00	
	Standard tray holder - 9.55" x 13.55" (243 mm x 363 mm)		77.1778.00	
	Large tray holder - 11.65" x 17" (296 mm x 432 mm)		77.1779.00	
<b>A-dec 541 (Version A and B) Duo Delivery and A-dec 545 Assistant's Instrumentation</b>				
	Small tray holder - 6.09" x 9.15" (155 mm x 232 mm)		77.2040.00	
	Standard tray holder - 9.55" x 13.55" (243 mm x 363 mm)		77.2041.00	
	Large tray holder - 11.65" x 17" (296 mm x 432 mm)		77.2042.00	
	<b>Post-Mount Tray Holder Adapter</b> Compatible with 77.2040.00, 77.2041.00, 77.2042.00, 77.1867.00, and 77.1871.00 only			
	1.5" post-mount tray holder adapter		90.2027.00	
	2" post-mount tray holder adapter		90.2028.00	



A-DEC 500 (VERSION B) STAINLESS STEEL TRAY HOLDERS AND WASHABLE PADS			PART NUMBER	PRICE
<b>Tray Holder Only</b>				
	Stainless steel tray holder only, small - 6.09" x 9.15" (155 mm x 232 mm)		77.1963.00	
	Stainless steel tray holder only, standard - 9.55" x 13.55" (243 mm x 363 mm)		77.1516.00	
	Stainless steel tray holder only, large - 11.65" x 17" (296 mm x 432 mm)		77.1517.00	
<b>Tray Holder Pad Only</b>				
	Tray holder pad, small		77.1964.00	
	Tray holder pad, standard		77.1637.00	
	Tray holder pad, large		77.1687.00	
	Tray pad, for A-dec 532 traditional delivery head		77.1688.00	
<b>Tray Holder + Tray Pad</b>				
	Tray/pad kit, small		90.1792.00	
	Tray/pad kit, standard		90.1697.00	
	Tray/pad kit, large		90.1698.00	

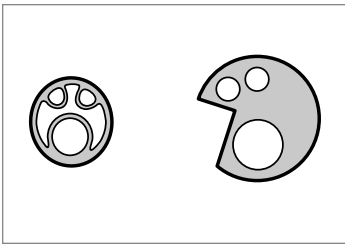
# Tray Holders and Trays

## A-dec 300 and A-dec 500 (Version A)

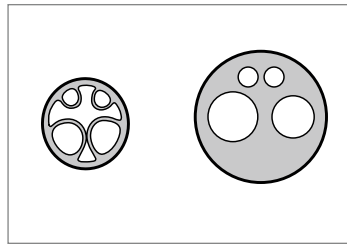
STAINLESS STEEL TRAYS		PART NUMBER	PRICE
<b>For All Deliveries Except A-dec 500 (Version B)</b>			
	Stainless steel instrument tray, standard 9.5" x 13.5" (241 mm x 343 mm)	043.001.00	
	Stainless steel instrument tray, large 11.5" x 17" (292 mm x 432 mm)	043.006.00	
A-DEC 300 WASHABLE TRAY HOLDER PAD		PART NUMBER	PRICE
	<ul style="list-style-type: none"> <li>• Package of 5</li> <li>• Firmly holds instrument tray to flat surface</li> <li>• Size: 6" x 11.5" (152 mm x 292 mm)</li> </ul>	39.0790.02	

A-DEC 300 TRAY HOLDERS			
<ul style="list-style-type: none"> <li>• Arm-mounted rotating tray holder</li> </ul>			
PRODUCT DESCRIPTION		PART NUMBER	PRICE
<b>For Use With A-dec 332, 334, 336, 342 Side Mount</b>			
Also compatible with all legacy Traditional 300 delivery systems			
	Small tray holder - 6.09" x 9.15" (155 mm x 232 mm)	77.2067.00	
	Standard tray holder - 9.55" x 13.55" (243 mm x 363 mm)	77.2068.00	
	Large tray holder - 11.65" x 17" (296 mm x 432 mm)	77.2069.00	
<b>A-dec 333, 335 Bottom Mount</b>			
Also compatible with all legacy Continental 300 delivery systems			
	Small tray holder - 6.09" x 9.15" (155 mm x 232 mm)	77.2070.00	
	Standard tray holder - 9.55" x 13.55" (243 mm x 363 mm)	77.2071.00	
	Large tray holder - 11.65" x 17" (296 mm x 432 mm)	77.2072.00	

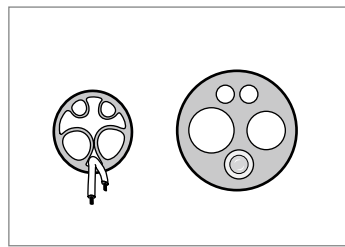
A-DEC 500 (VERSION A) TRAY HOLDERS			
<ul style="list-style-type: none"> <li>• Arm-mounted rotating tray holder</li> </ul>			
PRODUCT DESCRIPTION		PART NUMBER	PRICE
<b>For Use With A-dec 532 (Version A) Traditional Delivery System</b>			
	Standard tray holder - 10.3" x 14.3" (262 mm x 363 mm)	77.1024.00	
	Large tray holder - 12.5" x 17.3" (318 mm x 439 mm)	77.1023.00	
<b>For Use With A-dec 533 (Version A) Continental Delivery System</b>			
	Standard tray holder - 10.3" x 14.3" (262 mm x 363 mm)	77.1024.01	
	Large tray holder - 12.5" x 17.3" (318 mm x 439 mm)	77.1023.01	



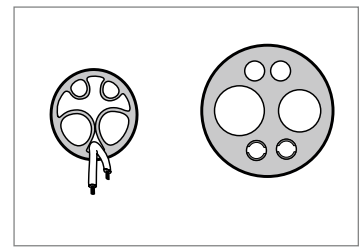
3-hole tubing with Borden terminal



4-hole tubing



Fiber-optic with bulb tubing



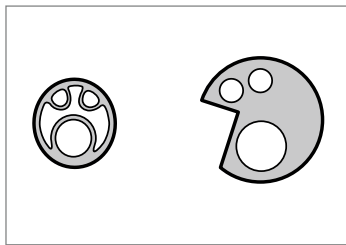
6-pin fiber-optic tubing

### GRAY 3 SILICONE TUBING (A-DEC 500 AND A-DEC 300)

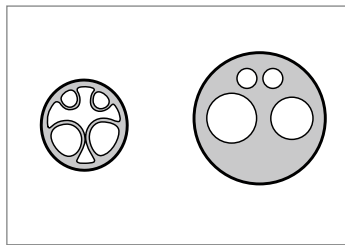
- Quick-connect style tubing
- 61" (1,549 mm) for use with A-dec 532/533 and A-dec 332/333/334/335/336
- 81" (2,057 mm) for use with A-dec 541

PRODUCT DESCRIPTION	TUBING LENGTH	PART NUMBER	PRICE
3-hole tubing*	61" (1,549 mm)	98.1086.00	
3-hole tubing*	85" (2,159 mm)	98.1109.00	
4-hole tubing	64" (1,625 mm)	98.1162.00	
4-hole tubing	85" (2,159 mm)	98.1165.00	
6-pin fiber-optic	64" (1,625 mm)	98.1164.00	
6-pin fiber-optic	85" (2,159 mm)	98.1167.00	
Fiber-optic with bulb	64" (1,625 mm)	98.1163.00	
Fiber-optic with bulb	85" (2,159 mm)	98.1166.00	

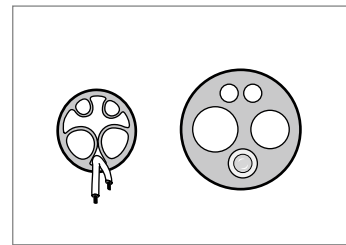
\* For use with side exhausting Borden-style tubing



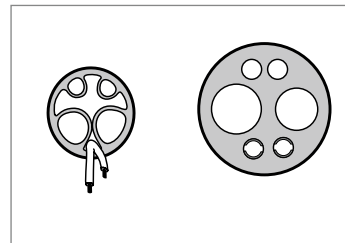
3-hole tubing with Borden terminal



4-hole tubing



Fiber-optic with bulb tubing



6-pin fiber-optic tubing

### GRAY 3 VINYL TUBING (A-DEC 500 AND A-DEC 300)

TUBING LENGTH	PART NUMBER	PRICE
4-hole tubing	84" (2,134 mm)	98.1094.00
6-pin fiber-optic	84" (2,134 mm)	98.1096.00
Fiber-optic with bulb	84" (2,134 mm)	98.1095.00
BULBS		PRICE
Replacement bulb for fiber-optic with bulb tubing		041.317.00

## A-DEC 500 & 300 VACUUM INSTRUMENT TUBING ASSEMBLIES

- 52" tubing for A-dec 351 & 551 chair-mounted assistant's instrumentation
- 63" tubing for A-dec 352, 353, 541, & 545 assistant's instrumentation

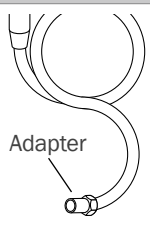
### VALVE ASSEMBLY, TUBING, AND (2) TAILPIECES

DESCRIPTION	PART NUMBER WHITE	PRICE
<b>Standard (11 mm) HVE valve with ½ inch Tubing</b>		
With 52" (1,321 mm) tubing	11.1286.01	
With 63" (1,600 mm) tubing	11.1296.01	
<b>Standard (11 mm) HVE Valve with 16 mm Tubing</b>		
With 52" (1,321 mm) tubing	11.1288.01	
With 63" (1,600 mm) tubing	11.1305.01	
<b>Standard SE Valve with Standard Tubing</b>		
With 52" (1,321 mm) tubing	12.1227.01	
With 63" (1,600 mm) tubing	12.1235.01	
<b>Standard SE Valve with EasyFlex Tubing</b>		
With 52" (1,321 mm) tubing	12.1228.01	
With 63" (1,600 mm) tubing	12.1236.01	
<b>Large Bore (15 mm) HVE Valve with 16 mm Tubing</b>		
With 52" (1,321 mm) tubing	11.1287.01	
With 63" (1,600 mm) tubing	11.1315.00	

### VALVE ASSEMBLIES

DESCRIPTION	PART NUMBER	PRICE
Standard (11 mm) HVE valve assembly	11.1335.00	
Standard SE valve assembly	12.1258.00	
Large bore (15 mm) HVE valve assembly	12.1257.00	

### AUTOCLAVABLE SALIVA EJECTOR



- Autoclavable
- On/Off and flow control with unique rotary valve
- Easy to clean

PRODUCT DESCRIPTION	PART NUMBER	PRICE
SE kit for A-dec 336	77.1377.00	
SE adapter	11.0210.00	

### TUBING AND (2) TAILPIECES

DESCRIPTION	PART NUMBER WHITE	PRICE
<b>½ inch Tubing</b>		
With 52" (1,321 mm) tubing	11.1292.01	
With 63" (1,600 mm) tubing	12.1237.01	
<b>½ inch EasyFlex Tubing</b>		
With 52" (1,321 mm) tubing	11.1355.00	
With 63" (1,600 mm) tubing	11.1356.00	
<b>16 mm Tubing with (1) 11 mm Tailpiece and (1) 16 mm Tailpiece</b>		
With 52" (1,321 mm) tubing	11.1294.01	
With 63" (1,600 mm) tubing	12.1239.01	
<b>Standard SE Tubing</b>		
With 52" (1,321 mm) tubing	12.1231.01	
With 63" (1,600 mm) tubing	11.1306.01	
<b>EasyFlex SE Tubing</b>		
With 52" (1,321 mm) tubing	12.1232.01	
With 63" (1,600 mm) tubing	11.1307.01	
<b>16 mm Tubing with (2) 16 mm Tailpieces</b>		
With 52" (1,321 mm) tubing	11.1293.01	
With 63" (1,600 mm) tubing	12.1238.01	

## A-DEC 500 AND 300 HVE CONVERSION KITS

- 52" tubing for A-dec 351 & 551 chair-mounted assistant's instrumentation
- 63" tubing for A-dec 352, 353, 541, & 545 assistant's instrumentation

### DÜRR CANNULAS

DESCRIPTION	PART NUMBER WHITE	PRICE
20 piece package	11.1374.00	

### VALVE ASSEMBLY WITH HOLDER, 16 MM TUBING, AND (2) TAILPIECES

DESCRIPTION	PART NUMBER WHITE	PRICE
<b>Large Bore (15 mm) HVE Kit with Tips</b>		
With 52" (1,321 mm) tubing	11.1373.00	
With 63" (1,600 mm) tubing	11.1371.00	
<b>Large Bore (15 mm) HVE Kit without Tips</b>		
With 52" (1,321 mm) tubing	11.1372.00	
With 63" (1,600 mm) tubing	11.1370.00	

## A-DEC 500 AND 300 QUICK DISCONNECT (QD) KITS

- Kits include male and female connectors and required hardware
- For 5/16" (8 mm) tubing

### For A-dec 500 Water

	PRODUCT DESCRIPTION	PART NUMBER	PRICE
	Water QD kit for A-dec 500	90.1097.00	

### For A-dec 500 Air

	PRODUCT DESCRIPTION	PART NUMBER	PRICE
	Air QD kit for A-dec 500	90.1098.00	

### For A-dec 300 Air and Water

	PRODUCT DESCRIPTION	PART NUMBER	PRICE
	Air/water QD kit for A-dec 300	90.1166.00	

## OTHER QUICK DISCONNECT (QD) KITS

- Kits include male and female connectors and required hardware
- For 1/4" (6 mm) tubing

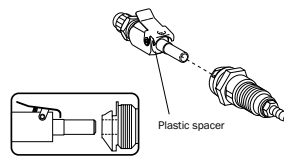
### For Self-Contained Water


 <p>Non-recessed with flow control</p>	PRODUCT DESCRIPTION	PART NUMBER	PRICE
	Self-contained water QD kit	90.0370.00	


### For City Water


 <p>Recessed with flow control</p>	PRODUCT DESCRIPTION	PART NUMBER	PRICE
	City water QD kit for Cascade	026.134.00	
	City water QD kit for Performer chairs manufactured prior to 2022	76.2025.00	


### For Air

 <p>Plastic spacer</p>	PRODUCT DESCRIPTION	PART NUMBER	PRICE
	Air QD kit for Cascade	026.130.00	
	Air QD kit for Performer chairs manufactured prior to 2022	76.2030.00	

FLEX-HOLDER		
	<ul style="list-style-type: none"> <li>• Clamps on to worksurfaces up to 1" in thickness</li> <li>• Choice of syringe/SE or HVE holder size</li> </ul>	
	PRODUCT DESCRIPTION	PART NUMBER WHITE
Syringe or saliva ejector flex-holder	99.0705.01	
HVE flex-holder	99.0706.01	
Flex-holder for large bore 15 mm HVE; non-active	99.0707.01	


A-DEC 300/500 ACCESSORY HOLDERS		
	<ul style="list-style-type: none"> <li>• Syringe/SE holder size</li> <li>• A-dec 500 holder mounts to left or right side of A-dec 300 or 500 chair mounted delivery system</li> <li>• A-dec 300 holder mounts to tray mount location on A-dec 300 delivery system</li> </ul>	
	PRODUCT DESCRIPTION	PART NUMBER WHITE
A-dec 500 accessory holder	99.0681.01	
A-dec 500 accessory holder (auto-electric)	99.0684.01	
A-dec 300 accessory holder	77.0919.00	

WHIP ASSEMBLY FOR A-DEC 533 (VERSION B), 533PRO, 333/333PRO, AND 335/335PRO		
	<ul style="list-style-type: none"> <li>• For additional handpiece in position 2</li> <li>• Includes whip and hardware</li> </ul>	
	PRODUCT DESCRIPTION	PART NUMBER WHITE
Whip assembly	77.1830.00	

A-DEC 500 ACCESSORY HOOK		
	<ul style="list-style-type: none"> <li>• For A-dec 500 (version B) only</li> <li>• A-dec 500 accessory hook mounts to the left or right side of a 500 chair-mounted delivery system</li> </ul>	
	PRODUCT DESCRIPTION	PART NUMBER WHITE
A-dec 500 accessory hook	77.1704.00	

# Dental Unit Waterline Treatment System

Availability Varies by Region: Contact Customer Service for Details



A-dec Maintain Integrated Dental Unit Waterline Treatment System

## A-DEC® MAINTAIN INTEGRATED DENTAL UNIT WATERLINE TREATMENT SYSTEM

- Compatible with 311 (version B), 411, and 511 (version B) dental chairs, 332, 332pro, 333, 333pro, 336, 336pro, 532, 532pro, 533, 533pro delivery systems, and 461 cuspidor and support center (only)
- Integrates into floor box and allows a full range of motion for the chair and delivery unit, without restricting chair height or swivel
- 24 VAC, 50/60 Hz (unit is connected to dental chair PCB 24v output)
- Amperage max: 1.2 Amps
- Max treatment water flow rate: 1 liter per minute
- Automatically treats incoming facility water
- Meets Deutscher Verein Für das Gas- und Wasserfach (DVGW) and standard EN 1717
- Use in conjunction with A-dec ICX Renew® shock treatment for comprehensive waterline management



A-dec Maintain Solution and Test Strips

## A-DEC® MAINTAIN SOLUTION AND TEST STRIPS

### SOLUTION

- For use in the A-dec Maintain Integrated DUWL Treatment System
- Three-year shelf life
- Each bottle of solution will treat approximately 63 liters of water



### TEST STRIPS

- The color scale indicates the concentration level of hydrogen peroxide in the process water
- Check hydrogen levels weekly to verify levels are within normal range

A-DEC MAINTAIN INTEGRATED DUWL TREATMENT SYSTEM	PART NUMBER	PRICE	TOTAL
<input type="checkbox"/> A-dec Maintain integrated DUWL treatment system Includes: • Floor box and floor box cover • DUWL assembly components • Ship-with kit for 311/411/511 - Water filter/regulator - Cap, receptacle, water bottle - QD, barb, male, valved, 3/16" - QD, barb, female, valved, 3/16" - Shutoff valve, 1/2" compression inlet, 3/8" compression outlet - 3" OD corrugated gray tubing, 22" long umbilical - 3/16" OD blue urethane tubing, 4' long (2) - 1/2" straight PTC fitting, 10-32 - 5/16" OD in-line barb - WAGO® 5-position wire (2) - 3/16" water tubing barb, 10-32 - 3/16" snap grip tubing clamp (2) - 3/16" ID sleeve clamp, POM (4) - Molded filter screen, POM - .187" ID flat nylon washer - A-dec Maintain test strips, starter pkg of 5	41.1622.00		
Subtotal			\$
A-DEC MAINTAIN SOLUTION AND TEST STRIPS	PART NUMBER	PRICE	TOTAL
Not included with DUWL system			
<input type="checkbox"/> 25.36 fl oz (750 mL) A-dec Maintain solution, 4 bottles	91.0066.00		
<input type="checkbox"/> A-dec Maintain test strips, 25 strips	91.0067.00		
Subtotal			\$
Quantity			x
<b>Grand Total</b>			\$

Estimated shipping weight:  
35.45 lb (16.07 kg) UPS shipping available

# IV Armboard

Availability Varies by Region: Contact Customer Service for Details



A-dec IV Armboard

## A-DEC IV ARMBOARD STANDARD FEATURES

- Engineered to fit A-dec 511, 411, and 311 (version B) chairs with no tools or permanent modifications required
- Arm board tilt and 45 degree pivot for positioning arm during procedure
- Left or right compatible
- Easy adjustments
- Padded support minimizes pressure points and improves circulation during longer procedures
- Provides a steady surface for IV placement, reducing patient movement and enhancing safety
- Lightweight construction stores neatly in an operator drawer

A-DEC IV ARMBOARD	PART NUMBER	PRICE
<input type="checkbox"/> A-dec IV Armboard	90.2165.00	
Subtotal		\$
Quantity		x
<b>Grand Total</b>		<b>\$</b>

Estimated shipping weight:  
 A-dec IV Armboard: 5.5 lb (2.5 kg)  
 UPS shipping available



A-dec Dental Booster Seat

### A-DEC DENTAL BOOSTER SEAT FEATURES

- 16" L x 15" W x 7" H
- Compatible with all current A-dec chairs
- Comes in two standard colors\*
- Dense, premium-weight foam for comfort and long life
- Durable, easy to clean upholstery
- Lightweight design for portability
- Compact and easy to store

A-DEC DENTAL BOOSTER SEAT	PART NUMBER	PRICE	TOTAL
<input type="checkbox"/> A-dec Dental Booster Seat, Ebony*	62.1311.77		
<input type="checkbox"/> A-dec Dental Booster Seat, Parrot*	62.1311.96		
Subtotal			\$
Quantity			x
<b>Grand Total</b>			<b>\$</b>

NOTE: \*Special-order colors available at an additional upcharge to match any A-dec dental chair.



### ANNUAL MAINTENANCE KITS

- Use these kit sets annually or after 1,500 hours of use whichever comes first to properly service vital equipment functions for delivery systems, assistant's instrumentation, and vacuum

ANNUAL MAINTENANCE KITS	PART NUMBER	PRICE	TOTAL
<input type="checkbox"/> A-dec 300/500 annual service kit set Includes: • Syringe PM kits (2) - 90.1613.00 • 11 mm HVE PM kit - 90.1641.00 • Standard saliva ejector PM kit - 90.1642.00 • 15 mm HVE PM kit - 90.1643.00 • Tri vac canister PM kit - 90.1644.00	90.1835.00		
<b>Subtotal</b>			\$
<b>Quantity</b>			X
<b>Grand Total</b>			\$



### A-DEC FLUSH DOCK

- Syringe pocket is specifically designed to press and hold the A-dec syringe water button (A-dec syringes only).
- Handpiece holders can accommodate a wide spectrum of handpiece tubing nuts and ends.
- Container top is removable to easily clean the holder slots.
- Lid has space for two traditional or one Continental<sup>®</sup> syringe, allowing doctor and assistant delivery flush at the same time, along with four handpiece slots (remove handpiece to flush line).

A-DEC FLUSH DOCK	PART NUMBER	PRICE	TOTAL
<input type="checkbox"/> A-dec Flush Dock	11.1419.00		
<b>Subtotal</b>			\$
<b>Quantity</b>			X
<b>Grand Total</b>			\$

# Simulator Pro

## Section Contents

165 Simulator Pro





FACTORY INSTALLED CHOICES



Dynamic Screen 5 (DS5)



Control Pad 5i (CP5i)



A-dec NSK NLZ electric motor



A-dec XC10 electric motor



Midwest Power Lux motor



Satelec Mini LED curing light



Acteon C20 intraoral camera handpiece only



Satelec Newtron Slim B.LED ultrasonic handpiece



Satelec Newtron Slim ultrasonic handpiece



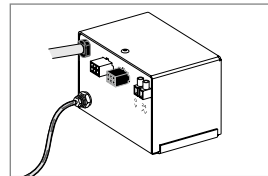
Cavitron Steri-Mate ultrasonic handpiece



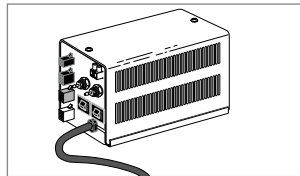
Cavitron Steri-Mate 360 ultrasonic handpiece



Quad-voltage intraoral light source




25-watt power supply



300-watt power supply



4-position control block



A-dec USB 2.0 powered hub



A-dec USB 2.0 redriver



Bin locks



Columbia I & II adaptor kit  
Manikin head shown for reference only



Frasaco II adaptor kit  
Manikin head shown for reference only

STATIONARY SIMULATOR ONLY



Writing surface



Monitor mount

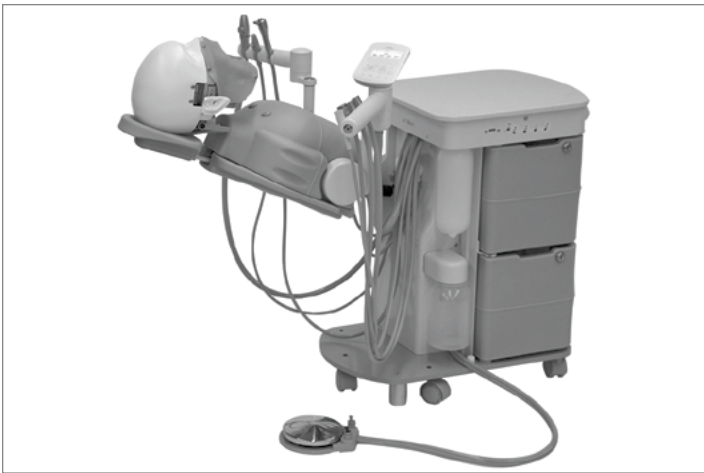


Duplex/network kit

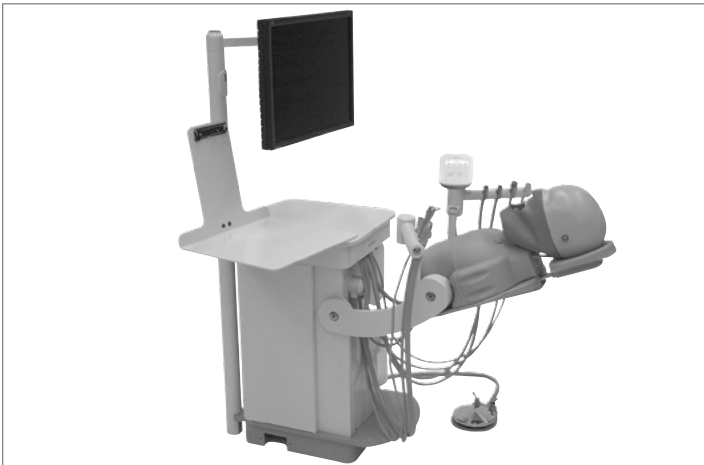
FIELD-INSTALLED CHOICES



Tray holder (stationary only)



A-dec 41pro mobile simulator, shown with optional CP5i. Also shown with manikin head (sold separately by third-party manufacturer).



A-dec 42pro stationary simulator, shown with optional CP5i. Also shown with manikin head (sold separately by third-party manufacturer).

## STANDARD FEATURES

- Choice of mobile or stationary
- Self-contained water system
- Equipped for central vacuum
- Left/right-handed setup
- Three-position control block (three wet)
- Three positionable pneumatic holders for doctor
- Three positionable holders for assistant's instrumentation
- Standard 11 mm HVE
- One autoclavable syringe on doctor's or assistant's side
- Two storage bins
- Solid surface worksurface
- Air and water QDs
- 15' (4,572 mm) USB 2.0 cable
- USB 2.0 cable and pass-through port

NOTE: Electric handpieces and scalers require Control Pad 5i (CP5i) to operate.

NOTE: Shutoff valves available, separate valves utilized for air and city water.

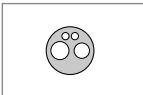
NOTE: Manikin head not included. Manikin heads sold separately by third-party manufacturer.

Please reference pre-install guide for utility requirements and product specifications.

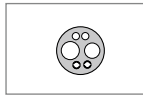
## A-DEC SIMULATOR CHOICES

(For additional factory and field installed choices, see A-dec Simulator tab)

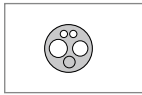
### Tubing options:



4-hole **E**



6-pin  
Fiber-optic **E F**



Fiber-optic with  
bulb **E F**

## LEGEND

- A** = Price reflects retail price adjustment to change from standard to optional feature
- B** = Required for electric handpiece and ultrasonics
- D** = Control Pad 5i (CP5i) required
- E** = Requires control block position
- F** = Requires intraoral light source and fiber-optic switch
- G** = Requires minimum of a 25-watt power supply
- H** = Requires access to 300-watt power supply
- I** = Not available with CP5i
- J** = One switch for each fiber-optic tubing without a control pad, or one switch with each block position with a CP5i
- L** = Required to operate a dental light from the touchpad
- M** = 120 Volt only
- N** = For use on stationary simulator only
- O** = Available only if block is used in position 1, 2, and 3



Estimated shipping weight: 210 lb (95 kg)  
10 Amp maximum

SIMULATOR BASE CHOICES	CONFIGURED PART NUMBER	PRICE	TOTAL	ITEM PART NUMBER	
<input type="checkbox"/> A-dec 41pro mobile simulator	V0195.0299			-	
A-dec 42pro stationary simulator	V0195.0300			-	
<input type="checkbox"/> 120V <input type="checkbox"/> 240V					
<b>Worksurface Choices</b>					
<input type="checkbox"/> Solid surface: color choice is:	V0334.0091			-	
<input type="checkbox"/> Tray holder	V0070.0012			83.0920.00	
<b>Power Supply</b>					
<input type="checkbox"/> 300-watt/100V	V0060.0005			-	
<input type="checkbox"/> 300-watt/120V	V0060.0006			90.1252.00	
<input type="checkbox"/> 300-watt/240V	V0060.0007			-	
<input type="checkbox"/> 25-watt/100V	V0060.0011			-	
<input type="checkbox"/> 25-watt/120V	V0060.0010			90.1249.00	
<input type="checkbox"/> 25-watt/240V	V0060.0009			-	
Simulator base choices subtotal			\$		
DOCTOR'S CHOICES continued on next page	HANDPIECE POSITIONS	CONFIGURED PART NUMBER	PRICE	TOTAL	ITEM PART NUMBER
	1   2   3   4				
<input type="checkbox"/> No control pad <small>(Maximum 3 fiber-optic switches with quad-volt selection)</small>		V0036.0019			-
<input type="checkbox"/> Control Pad 5i (CP5i) <b>F</b> <small>(Minimum 3 fiber-optic switches)</small>		V0036.0020			-
<input type="checkbox"/> Dynamic Screen 5 (DS5) <b>F</b> <small>Includes access to A-dec+ connectivity</small>		V0036.0022			-
<input type="checkbox"/> Electric air/water coolant control <small>(Timed flush and vaporizer)</small>		V0590.0001			-
<b>Intraoral Light Source <b>J</b></b>					
<input type="checkbox"/> A-dec USB 2.0 redriver		V0504.0003			90.2105.00
<input type="checkbox"/> Quad-voltage intraoral light source with:		V0086.0005			-
<input type="checkbox"/> 1 fiber-optic switch		V0407.0004			-
<input type="checkbox"/> 2 fiber-optic switches		V0407.0001			90.1238.00
<input type="checkbox"/> 3 fiber-optic switches		V0407.0003			(2) 90.1238.00
<input type="checkbox"/> 4 fiber-optic switches		V0407.0006			(3) 90.1238.00
<b>Autoclavable syringe (maximum 1)</b>					
Doctor's side	-   -   - <input type="checkbox"/>	V0267.0033			-
Assistant's side	<input type="checkbox"/> <input type="checkbox"/> - <input type="checkbox"/>				-
<input type="checkbox"/> Additional control block position and holder		V0101.0005			
<b>Utilities</b>					
<input type="checkbox"/> City water <b>A</b>		V0023.0001			90.1242.00
<input type="checkbox"/> Air vacuum system (AVS) <b>A</b>		V0024.0001			90.1241.00
<b>Air-driven Silicone Handpiece Tubing</b>					
4-hole <b>E</b>	<input type="checkbox"/> <input type="checkbox"/> <input type="checkbox"/> <input type="checkbox"/>	V0267.0002			98.1162.00
6-pin <b>E F</b>	<input type="checkbox"/> <input type="checkbox"/> <input type="checkbox"/> <input type="checkbox"/>	V0267.0001			98.1164.00
5-hole fiber-optic with bulb <b>E F</b>	<input type="checkbox"/> <input type="checkbox"/> <input type="checkbox"/> <input type="checkbox"/>	V0267.0006			98.1163.00

## LEGEND

- A** = Price reflects retail price adjustment to change from standard to optional feature
- H** = Requires access to 300-watt power supply
- J** = One switch for each fiber-optic tubing without a control pad, or one switch with each block position with a CP5i
- K** = For use with Satelec SP Newtron Scaler
- N** = For use on stationary simulator only



# Simulator Pro

DOCTOR'S CHOICES continued	HANDPIECE POSITION				CONFIGURED PART NUMBER	PRICE	TOTAL	ITEM PART NUMBER
	1	2	3	4				
<b>Electric Motor Systems</b> <b>D E F H</b>								
<b>A-dec XC10 Electric Motor System</b>								
<input type="checkbox"/> Control module for XC10 (2 positions maximum) Works with XC10 Motor					V0053.0012			54.1002.01
XC10 motor and tubing (non-CE version)	<input type="checkbox"/>	<input type="checkbox"/>	<input type="checkbox"/>	<input type="checkbox"/>	V0267.0124			54.1009.01
XC10 motor and tubing (CE version)	<input type="checkbox"/>	<input type="checkbox"/>	<input type="checkbox"/>	<input type="checkbox"/>	V0267.0126			54.1020.01
<b>A-dec Manufacturing Partner NSK</b>								
NLZ motor and tubing (non-CE version)	<input type="checkbox"/>	<input type="checkbox"/>	<input type="checkbox"/>	<input type="checkbox"/>	V0267.0089			54.0726.01
NLZ motor and tubing (CE version)	<input type="checkbox"/>	<input type="checkbox"/>	<input type="checkbox"/>	<input type="checkbox"/>	V0267.0121			54.1014.00
<input type="checkbox"/> Control module for NLZ (non-CE version)					V0053.0006			54.0601.01
<input type="checkbox"/> Control module for NLZ (CE version)					V0053.0011			54.0986.01
<b>A-dec Collaboration with Dentsply Sirona</b> <small>Availability Varies by Region: Contact Customer Service for Details</small>								
<input type="checkbox"/> Control module Power Lux (3 positions maximum) Works with Power Lux Motor					V0053.0013			54.0924.01
Power Lux motor and tubing	<input type="checkbox"/>	<input type="checkbox"/>	<input type="checkbox"/>	<input type="checkbox"/>	V0267.0130			54.1073.01
<b>Curing Light Module (maximum 1)</b> <b>H</b>								
<b>A-dec Manufacturing Partner Acteon</b>								
Mini LED curing light handpiece, control module, and tubing								
Doctor's side	-	-	-	<input type="checkbox"/>	V0267.0014			54.0291.00
Assistant's side	<input type="checkbox"/>	<input type="checkbox"/>	-					
<b>Ultrasonic Instrument Systems</b> <b>D E F H</b>								
<b>A-dec Manufacturing Partner Acteon</b>								
Newtron Slim B.LED ultrasonic handpiece, control module, and tubing	<input type="checkbox"/>	<input type="checkbox"/>	<input type="checkbox"/>	<input type="checkbox"/>	V0267.0092			54.1042.00 + 54.0581.00
Newtron Slim ultrasonic handpiece, control module, and tubing	<input type="checkbox"/>	<input type="checkbox"/>	<input type="checkbox"/>	<input type="checkbox"/>	V0267.0094			54.1042.00 + 54.0580.00
Newtron Slim control module with tubing, no handpiece	<input type="checkbox"/>	<input type="checkbox"/>	<input type="checkbox"/>	<input type="checkbox"/>	V0267.0096			54.1042.00
<input type="checkbox"/> Ultrasonic instrument tip kit					V0196.0001			54.0406.00
<b>A-dec Manufacturing Partner Dentsply Sirona</b> <small>Built-in ultrasonic scaling system (G139) Availability Varies by Region: Contact Customer Service for Details</small>								
Cavitron Steri-Mate 360 handpiece, control module, tubing, and insert tip	<input type="checkbox"/>	<input type="checkbox"/>	<input type="checkbox"/>	<input type="checkbox"/>	V0267.0078			
Cavitron Steri-Mate handpiece, control module, tubing, and insert tip	<input type="checkbox"/>	<input type="checkbox"/>	<input type="checkbox"/>	<input type="checkbox"/>	V0267.0079			
<b>Intraoral Camera System</b> <b>E F H</b>								
<input type="checkbox"/> A-dec USB 2.0 powered hub <small>Required when selecting a camera in any position</small>					V0504.0001			90.1690.00
<b>A-dec Manufacturing Partner Acteon</b>								
C20 tubing and cable, no handpiece	<input type="checkbox"/>	<input type="checkbox"/>	<input type="checkbox"/>	<input type="checkbox"/>	V0267.0128			54.0948.00
<input type="checkbox"/> C20 intraoral camera, handpiece only					V0043.0015			54.0950.00
<b>Holders</b>								
Holder only, no block position, no tubing <b>I</b>	-	-	-	<input type="checkbox"/>	V0267.0051			-
Holder, block position, no tubing <b>E I</b>	<input type="checkbox"/>	<input type="checkbox"/>	<input type="checkbox"/>	<input type="checkbox"/>	V0267.0054			-
Holder, block position, no tubing, with FO switch <b>E</b>	<input type="checkbox"/>	<input type="checkbox"/>	<input type="checkbox"/>	<input type="checkbox"/>	V0267.0052			-
Blank holder	-	-	-	-	V0267.0025			90.1263.00
Doctor's choices subtotal							\$	

ASSISTANT'S CHOICES	HANDPIECE POSITION				CONFIGURED PART NUMBER	PRICE	TOTAL	ITEM PART NUMBER	
	1	2	3	4					
Vacuum (assistant's side)									
Auto electric holders	<input type="checkbox"/>	<input type="checkbox"/>	-		V0402.0002			-	
Blank holder	<input type="checkbox"/>	<input type="checkbox"/>	-		-			-	
Saliva ejector (SE)	<input type="checkbox"/>	<input type="checkbox"/>	-		V0460.0055			12.1246.00	
High-volume evacuator (HVE)	-	-	<input type="checkbox"/>		V0460.0057			-	
<b>Manikin Adaptor Choice</b> Includes mount and mask drain. Manikin head not included (manikin heads sold separately by third-party manufacturer)									
<input type="checkbox"/> Acidental/Frasaco II adaptor					V0077.0003			-	
<input type="checkbox"/> Columbia/Kilgore adaptor					V0077.0004			-	
<input type="checkbox"/> Columbia II (drain only)					V0077.0005			-	
<input type="checkbox"/> Kilgore II (drain only)					V0077.0006			-	
<b>Storage</b>									
<input type="checkbox"/> Remove storage bins and locks					V0078.0002				
<input type="checkbox"/> Remove storage bin lock cores					V0103.0002				
<input type="checkbox"/> Writing surface <b>N</b>					V0164.0001			83.0679.01	
<input type="checkbox"/> Monitor mount <b>N</b>					V0141.0002			83.0723.01	
<input type="checkbox"/> Touchpad control for light <b>D H L</b>					V0409.0002			90.1171.00	
<input type="checkbox"/> Intermediate light post <b>N</b> (Required for writing surface, monitor mount, or dental light)					V0118.0013			90.1244.00	
<input type="checkbox"/> Shut-off valve, threaded (Uses 1 w/self-contained water, uses 2 w/city water)					V0062.0003			026.158.00	
Assistant's choices subtotal							\$		
DENTAL LIGHT CHOICES					CONFIGURED PART NUMBER	PRICE	TOTAL	ITEM PART NUMBER	
<b>A-dec 300 LED 3-axis dental light: <input type="checkbox"/> 120V <input type="checkbox"/> 240V</b>									
<input type="checkbox"/> A-dec 378L LED light					V0195.0263			-	
<input type="checkbox"/> Stationary mount					V0055.0022			-	
<input type="checkbox"/> In-bench mount					V0055.0021			-	
<input type="checkbox"/> Single universal bench top					V0055.0024			-	
<b>A-dec 500 LED 3-axis dental light: <input type="checkbox"/> 120V <input type="checkbox"/> 240V</b>									
<input type="checkbox"/> A-dec 578L LED light					V0195.0215			-	
<input type="checkbox"/> Stationary mount					V0055.0022			-	
<input type="checkbox"/> In-bench mount					V0055.0021			-	
Universal bench top:									
<input type="checkbox"/> Single					V0055.0024			-	
<input type="checkbox"/> Dual					V0055.0044			-	
Dental light choices subtotal							\$		

ADD-ONS	CONFIGURED PART NUMBER	PRICE	TOTAL	ITEM PART NUMBER
<b>Preventive Maintenance</b>				
<input type="checkbox"/> Annual preventive maintenance kit for 300/500 delivery systems	V0598.0001			90.1835.00
Add-ons subtotal			\$	
Simulator base choices subtotal			\$	
Doctor's choices subtotal			\$	
Assistant's choices subtotal			\$	
Dental light choices subtotal			\$	
Subtotal of all Sections			\$	
Quantity			X	
<b>Grand Total</b>			<b>\$</b>	

SUBBASE OPTIONS (For stationary simulator only)	ITEM PART NUMBER	PRICE	TOTAL
<input type="checkbox"/> Single unit subbase cover <b>N</b>	83.0428.01		
<input type="checkbox"/> Dual unit subbase cover (order 1 for every 2 simulators) <b>N</b>	83.0621.00		

A-DEC+ GATEWAY See 300 section control pad options page for more information on the A-dec+ Gateway	ITEM PART NUMBER	PRICE	TOTAL
A-dec+ Gateway Kit	43.0531.00		

### LEGEND

- A** = Price reflects retail price adjustment to change from standard to optional feature
- H** = Requires access to 300-watt power supply
- J** = One switch for each fiber-optic tubing without a control pad, or one switch with each block position with a CP5i
- K** = For use with Satelec SP Newtron Scaler
- N** = For use on stationary simulator only

## WORKSURFACE AND COUNTERTOP OPTIONS

### SPECIAL COLOR INFORMATION

Other solid surface colors and laminates from Wilsonart, Formica, Cambria, and Samsung are available at an additional charge, per color, per order. Color sample chips and other information is available on the internet and at local dealers specializing in these materials.

### LAMINATE, SOLID SURFACE, AND QUARTZ UPCHARGES

When placing orders for non-standard laminates, solid surfaces and quartz please be aware that there may be additional charges. Details are available on the Cancellations, Changes, and Upcharges page in the front of this catalog.

### HIGH PRESSURE DECORATIVE (HPD) LAMINATE

#### WOOD GRAIN CHOICES

5th Avenue Elm; Wilsonart\*  
 Amber Cherry; Wilsonart\*  
 Blond Echo; Wilsonart\*  
 Cafelle; Wilsonart\*  
 Fine Sycamore; Nevamar  
 Landmark Wood; Wilsonart\*  
 Leave Likatre; Pionite\*  
 Looks Likatre; Pionite\*  
 Monticello Maple; Wilsonart  
 Phantom Pearl; Wilsonart\*  
 Royal Mahogany; Nevamar  
 Skyline Walnut; Wilsonart\*  
 Studio Teak; Wilsonart\*  
 Uptown Walnut; Wilsonart\*  
 Veranda Teak; Wilsonart\*

#### PATTERN AND TEXTURE CHOICES

Bridal Blanco; Pionite\*  
 Cosmic Strandz; Wilsonart\*  
 Crystal; Wilsonart  
 Designer White; Wilsonart  
 Fog; Formica\*  
 Grandiose Grid; Pionite\*  
 Negotiating Geneva; Pionite\*  
 Sable; Pionite\*  
 Silverline Hautelink; Nevamar\*  
 Storm Solidz - SP; Formica\*  
 Tea Stain Spun Yarn; Nevamar\*  
 Vapor Strandz; Wilsonart\*

NOTE: \*Laminate choices not available on cart tops and work surfaces.

### SOLID SURFACE

Arctic Melange; Wilsonart  
 Avalanche Melange; Wilsonart  
 Beige Tempest; Wilsonart  
 Cloud Mist; Wilsonart  
 Concrete; Corian  
 Designer White; Wilsonart  
 Dove; Corian  
 Frosty White Mirage; Wilsonart  
 Milk Glass Spectra; Wilsonart  
 Paris Fog; Wilsonart  
 Pebble; Wilsonart  
 Quarry Melange; Wilsonart  
 Rain Cloud; Corian  
 Smoke Drift Prima; Corian  
 Whisper White; Wilsonart

### QUARTZ

Bellingham; Cambria  
 Carrick; Cambria  
 Hermitage; Cambria  
 Mammoth Cave; Cambria  
 Newport; Cambria  
 Snowdon White; Cambria  
 Torquay; Cambria  
 Whitehall; Cambria  
 Whitney; Cambria  
 Windermere; Cambria

# Index

## Section Contents

- 173 Part Number Index
- 175 Identifier Index
- 177 Alphabetical Index





# Part Number Index

Part Number	Page	Part Number	Page	Part Number	Page	Part Number	Page
013.064.01	151	23.1306.01	35, 151	41.0407.00	146	54.0707.01	131
024.273.01	145	23.1314.00	151	41.0408.00	146	54.0726.00	131
026.130.00	157	23.1314.01	151	41.0413.00	146	54.0726.01	20, 25, 54, 58, 66, 72, 76, 79, 131, 167
026.134.00	157	23.1361.00	151	41.0413.01	145	54.0809.01	20, 25, 29, 54, 58, 62, 66, 72, 76, 79, 99
026.158.00	19, 24, 28, 33, 35, 42, 53, 57, 61, 71, 75, 81, 85, 98, 168	23.1366.00	99	41.0414.00	146	54.0838.00	125
041.317.00	155	23.1373.00	19, 53, 71, 151	41.1454.00	146	54.0846.00	125
041.554.00	148	23.1374.00	24, 29, 30, 33, 35, 58, 62, 63, 66, 76, 79, 151	41.1455.00	146	54.0846.01	20, 25, 54, 58, 66, 72, 76, 79, 99, 125
041.555.00	148	23.1375.00	151	41.1456.00	146	54.0847.00	125
041.637.00	148	23.1376.00	151	41.1456.01	98, 145	54.0847.01	29, 62, 125
041.637.02	148	23.1402.00	81, 82, 83, 151	41.1467.01	145	54.0923.01	20-24, 25-29, 55-59, 59-63, 67-71, 134-138
041.637.04	148	23.1403.00	151	41.1477.00	19, 24, 28, 61, 81, 85, 98	54.0924.01	20, 25, 54, 58, 62, 66, 99, 167
041.637.05	148	23.1429.00	151	41.1477.01	53, 57, 71, 75	54.0928.00	127
041.637.06	148	23.1430.00	151	41.1483.01	19, 24, 35, 42	54.0929.00	127
043.001.00	19, 24, 28, 32, 53, 57, 61, 65, 71, 75, 78, 98, 154	24.0234.01	28, 61, 98	41.1490.01	30, 33, 64, 145	54.0930.00	127
043.006.00	19, 24, 28, 32, 53, 57, 61, 65, 71, 75, 78, 98, 154	24.0463.01	145	41.1491.01	66, 78	54.0948.00	21, 26, 30, 55, 59, 63, 67, 73, 77, 80, 100, 133, 167
11.0210.00	156	24.0471.00	147	41.1506.01	15, 41, 145	54.0950.00	21, 26, 30, 55, 59, 63, 67, 73, 77, 80, 100, 133, 167
11.1286.01	156	24.0474.00	145	41.1507.00	145	54.0985.00	131
11.1287.01	63, 156	24.0475.00	145	41.1519.00	35, 42	54.0986.01	20, 25, 29, 54, 58, 62, 66, 72, 76, 79, 99, 131, 167
11.1288.01	156	28.1030.01	110	41.1521.00	35, 42	54.1002.01	20, 25, 29, 54, 58, 62, 66, 72, 76, 79, 99, 167
11.1292.01	156	28.1262.01	110	41.1540.00	49	54.1009.00	130
11.1293.01	156	28.1263.01	110	41.1552.01	145	54.1009.01	20, 25, 54, 58, 66, 72, 76, 79, 99, 130, 167
11.1294.01	156	28.1479.00	33, 66, 78, 149	41.1622.00	19, 24, 53, 57, 71, 75, 159	54.1010.00	130
11.1296.01	156	28.1480.00	33, 66, 78, 149	43.0035.00	15	54.1010.01	29, 62, 130
11.1305.01	156	28.1481.00	33, 66, 78, 149	43.0036.00	15	54.1014.00	131, 167
11.1307.01	156	28.1810.00	105, 107	43.0093.00	150	54.1014.01	20, 25, 54, 58, 66, 72, 76, 79, 131
11.1315.00	156	28.1810.01	105, 107	43.0095.00	150	54.1015.00	131
11.1335.00	156	28.1810.02	105, 107	43.0259.00	28, 33, 61, 66, 78, 85, 98, 149	54.1015.01	29, 62, 99, 131
11.1355.00	64, 156	28.1810.03	105, 107	43.0260.00	28, 33, 61, 66, 78, 85, 98, 149	54.1020.00	130
11.1356.00	156	28.1810.04	105, 107	43.0261.00	28, 33, 61, 66, 78, 85, 98, 149	54.1020.01	20, 25, 54, 58, 66, 72, 76, 79, 130, 167
11.1370.00	156	28.1810.05	105, 107	43.0328.01	150	54.1021.00	130
11.1371.00	156	28.1810.06	105, 107	43.0531.00	53, 57, 61, 65, 98, 169	54.1021.01	29, 62, 99, 130
11.1372.00	156	28.1810.07	105, 107	43.0613.01	150	54.1042.00	100, 167
11.1373.00	156	28.1810.08	105, 107	43.0636.00	98	54.1043.00	63
11.1419.00	21, 26, 55, 59, 64, 67, 100, 162	28.1817.00	106, 108	45.1268.00	149	54.1051.00	127
12.1227.01	156	28.1817.01	106, 108	54.0202.00	134	54.1052.00	20, 25, 127
12.1228.01	156	28.1817.02	106, 108	54.0291.00	20, 25, 29, 30, 33, 35, 54, 58, 63, 67, 72, 76, 79, 81, 82, 83, 100, 137, 167	54.1073.00	127
12.1231.01	156	28.1817.03	106, 108	54.0406.00	20, 25, 29, 55, 59, 63, 67, 72, 76, 80, 100, 134, 167	54.1073.01	20, 25, 54, 58, 66, 99, 127, 167
12.1232.01	156	28.1817.04	106, 108	54.0438.00	131	54.1074.00	127
12.1235.01	156	28.1924.00	106	54.0442.00	131	54.1074.01	62, 127
12.1236.01	156	28.1976.00	110	54.0580.00	20, 25, 29, 55, 59, 63, 67, 72, 76, 80, 100, 134, 167	54.1080.00	20, 25, 129
12.1237.01	156	28.2227.01	111	54.0581.00	20, 25, 29, 55, 59, 63, 67, 72, 76, 80, 100, 134, 167	54.1084.00	20, 25, 54, 58, 62, 66, 99, 129
12.1238.01	156	28.2227.02	111	54.0582.00	20-24, 25-29, 55-59, 59-63, 67-71, 72, 76, 80, 134	54.1091.00	132
12.1239.01	156	28.2227.03	111	54.0601.01	20, 25, 29, 54, 58, 62, 66, 72, 76, 79, 99, 131, 167	54.1092.00	132
12.1246.00	168	28.2230.00	92	54.0602.00	131	54.1093.00	132
12.1257.00	156	38.0825.00	53, 57, 61, 71, 75	54.0604.01	131	54.1094.00	132
12.1258.00	156	38.1821.00	53, 57, 71, 75, 147	54.0606.00	131	54.1095.00	132
14.0464.02	42	38.1829.00	19, 24, 147	54.0606.01	29, 62, 99, 131	54.1096.00	129
14.0471.00	81	38.1829.01	28, 65, 78, 147	54.0689.01	131	54.1097.00	128
17.1360.00	98	38.1834.00	53, 57, 71, 75, 147			54.1098.00	129
17.1361.00	98	38.1838.00	53, 57, 71, 75, 147			54.1099.00	128
23.1090.00	151	38.1862.00	53, 57, 71, 75, 147				
23.1112.00	151	38.1871.00	19, 24, 53, 57, 71, 75, 147				
23.1193.01	151	38.1871.02	53, 57, 71, 75, 147				
23.1232.01	151	38.1871.03	28, 61, 65, 78, 147				
23.1250.00	151	38.1889.00	147				
23.1277.00	151	38.1890.00	147				
23.1278.00	151	38.1944.00	19, 24, 53, 57				
23.1290.01	24, 29, 58, 62, 66, 76, 79, 99	38.1944.01	61, 65, 98				
23.1291.01	19, 53, 71, 151	38.1944.02	53, 57				
23.1294.01	30, 33, 63, 151	38.1945.00	19, 24, 53, 57				
		38.1945.01	61, 65				
		38.1945.02	53, 57				
		38.1982.00	61, 65, 78, 98				
		38.1983.00	61, 98				
		39.0790.02	154				
		41.0034.00	146				



# Part Number Index

Part Number	Page	Part Number	Page	Part Number	Page	Part Number	Page
54.1100.00	129	77.2038.00	19, 24, 153	90.1546.00	147		
54.1103.00	129	77.2040.00	28, 32, 153	90.1613.00	162		
54.1104.00	128	77.2041.00	28, 32, 153	90.1641.00	162		
54.1105.00	132	77.2042.00	28, 32, 153	90.1642.00	162		
54.1188.00	132	77.2067.00	53, 57, 65, 154	90.1643.00	162		
54.1191.00	20, 25, 127	77.2068.00	53, 57, 65, 154	90.1644.00	162		
54.1192.00	62, 127	77.2069.00	53, 57, 65, 154	90.1686.00	143		
54.1194.00	54, 58, 66, 127	77.2070.00	53, 154	90.1690.00	21, 26, 30, 55, 59, 63, 67, 73, 77, 80, 97, 98, 100, 133, 167		
54.1195.00	99, 127	77.2071.00	53, 154	90.1691.00	138		
61.2265.01	143	77.2072.00	53, 154	90.1697.00	153		
62.0163.01	15, 41, 49, 91	77.2115.00	104, 115, 117	90.1698.00	153		
62.0631.01	143	77.2128.00	19, 153	90.1767.00	121		
62.1195.00	143	77.2244.00	61, 98	90.1792.00	153		
62.1311.77	15, 41, 49, 91, 143, 161	77.2245.00	33, 150	90.1805.00	30, 33, 61		
62.1311.96	15, 41, 49, 91, 143, 161	77.2246.00	150	90.1811.00	106		
76.2025.00	157	77.2248.00	150	90.1828.00	30, 33, 61		
76.2030.00	157	77.2283.00	61, 98	90.1835.00	21, 26, 31, 55, 59, 64, 67, 73, 77, 80, 100, 162, 169		
77.0614.00	139	77.2293.00	33, 150	90.1843.00	53, 57, 65		
77.0615.00	139	77.2294.00	33, 150	90.1844.00	53, 57, 65		
77.0616.00	139	77.2303.00	66, 150	90.1902.00	33		
77.0617.00	139	77.2304.00	66, 150	90.1927.00	108		
77.0618.00	139	77.2305.00	66, 150	90.1941.00	149		
77.0619.00	139	77.2307.00	61, 98	90.1942.00	149		
77.0707.00	28, 150	77.2544.00	53, 57, 65	90.1943.00	149		
77.0919.00	137, 158	77.2545.00	61, 98	90.2027.00	153		
77.0921.00	85	83.0428.01	169	90.2028.00	153		
77.0923.00	85	83.0621.00	169	90.2105.00	21, 26, 30, 55, 59, 63, 67, 73, 77, 80, 100, 133, 166		
77.0932.00	75, 78	83.0679.01	168	90.2150.00	15, 41, 49, 149		
77.0933.00	75, 78	83.0723.01	168	90.2165.00	15, 41, 49, 91, 160		
77.0941.01	82, 83, 85	83.0920.00	166	91.0066.00	19, 24, 53, 57, 71, 75, 159		
77.0942.00	71	90.0370.00	157	91.0067.00	159		
77.0943.00	71	90.1064.00	138	98.1086.00	76, 155		
77.0980.00	28, 150	90.1065.00	138	98.1093.00	76		
77.1019.00	145	90.1078.01	152	98.1094.00	76, 155		
77.1023.00	154	90.1080.00	19, 24, 28, 71, 75, 78, 85, 148	98.1095.00	76, 155		
77.1023.01	154	90.1088.01	35, 42, 81, 145	98.1096.00	76, 155		
77.1024.00	154	90.1091.01	41, 143	98.1109.00	155		
77.1024.01	154	90.1097.00	28, 32, 61, 98, 157	98.1162.00	19, 24, 54, 58, 66, 72, 76, 79, 99, 155, 166		
77.1165.00	104, 107, 115, 117	90.1098.00	28, 32, 61, 98, 157	98.1163.00	19, 24, 54, 58, 66, 72, 76, 79, 99, 155, 166		
77.1203.00	117	90.1128.01	30, 63	98.1164.00	19, 24, 54, 58, 66, 72, 76, 79, 99, 155, 166		
77.1203.01	117	90.1129.00	150	98.1165.00	29, 62, 155		
77.1203.02	117	90.1166.00	157	98.1166.00	29, 62, 155		
77.1203.03	117	90.1168.00	53, 58, 62, 66, 71, 76, 79, 99, 148	98.1167.00	29, 62, 155		
77.1239.00	78	90.1171.00	168	99.0618.00	137		
77.1240.00	78	90.1184.00	81, 82, 83, 152	99.0619.00	137		
77.1256.00	35	90.1185.00	152	99.0653.01	137		
77.1301.00	85	90.1189.00	85	99.0653.03	30, 33, 35, 63, 81, 82, 83, 137		
77.1308.00	117	90.1196.00	71, 76, 79, 152	99.0681.01	137, 158		
77.1377.00	57, 75, 156	90.1197.00	71, 76, 79, 152	99.0684.01	158		
77.1516.00	153	90.1238.00	166	99.0705.01	30, 33, 63, 158		
77.1517.00	153	90.1241.00	166	99.0706.01	30, 33, 63, 158		
77.1637.00	153	90.1242.00	166	99.0707.01	30, 33, 158		
77.1687.00	153	90.1244.00	168	99.1136.00	110		
77.1688.00	153	90.1249.00	166				
77.1704.00	158	90.1252.00	166				
77.1776.00	19, 24, 153	90.1263.00	167				
77.1777.00	19, 24, 153	90.1281.00	53, 57, 71, 75				
77.1778.00	19, 153	90.1359.00	148				
77.1779.00	19, 153	90.1360.00	148				
77.1830.00	53, 71, 158	90.1382.00	148				
77.1867.00	61	90.1422.00	42				
77.1871.00	61	90.1451.00	57, 65, 75, 78				
77.1876.00	117	90.1495.00	152				
77.1888.00	104, 105, 115	90.1508.00	121				
77.1963.00	153	90.1509.00	121				
77.1964.00	153						



# Identifier Index

Identifier	Page	Identifier	Page	Identifier	Page	Identifier	Page
V0001.0001	15	V0053.0013	20, 25, 54, 58, 62, 66, 99, 167	V0077.0006	168	V0128.0002	29, 53, 58, 66, 71, 76, 79
V0001.0002	15	V0055.0001	28, 32, 61	V0078.0002	168	V0141.0002	168
V0001.0004	15	V0055.0003	28, 32, 61	V0079.0001	53, 57, 61, 71, 75	V0156.0001	19, 24, 28, 53, 57, 61, 71, 75, 81, 85, 98
V0003.0008	28, 32, 61	V0055.0009	52, 57, 70, 75	V0080.0001	53, 57, 71, 75	V0158.0004	20, 25, 29, 72, 76, 80
V0003.0009	28, 32, 61	V0055.0021	168	V0080.0003	57, 65, 75, 78	V0158.0005	20, 25, 29, 72, 76, 80
V0003.0010	61, 98	V0055.0022	168	V0083.0003	49	V0161.0002	98
V0004.0014	30, 33, 35, 63, 81, 82, 83	V0055.0024	168	V0083.0004	121	V0164.0001	168
V0005.0001	30, 33, 63	V0055.0038	52, 57, 70, 75	V0086.0003	53, 58, 62, 66, 71, 76, 79, 99	V0169.0001	19, 24, 28, 71, 75, 78, 85
V0005.0002	30, 33	V0055.0039	52, 57, 70, 75	V0086.0005	166	V0195.0016	49
V0005.0007	30, 33, 63	V0055.0040	52, 57, 70, 75	V0087.0006	30, 33, 35, 63, 81, 82, 83	V0195.0023	75
V0006.0008	30	V0055.0044	168	V0087.0007	30, 33, 35, 63, 81, 82, 83	V0195.0026	70
V0007.0002	30, 63	V0055.0069	52, 57, 70, 75	V0088.0001	28, 61, 98	V0195.0029	75
V0007.0004	81, 82, 83	V0055.0070	52, 57, 70, 75	V0089.0012	105, 107, 117	V0195.0032	70
V0007.0005	33	V0055.0072	52, 57	V0089.0013	105, 106, 107, 108, 117	V0195.0039	81
V0023.0001	166	V0060.0001	28	V0089.0014	105, 107	V0195.0050	82
V0024.0001	166	V0060.0002	78	V0089.0015	105, 107	V0195.0064	83
V0030.0001	35	V0060.0003	78	V0089.0016	105, 107	V0195.0079	117
V0030.0004	35	V0060.0004	28, 61, 98	V0089.0017	105, 106, 107, 108, 117	V0195.0081	117
V0032.0002	93	V0060.0005	28, 33, 61, 66, 78, 85, 98, 166	V0089.0018	105, 106, 107, 108	V0195.0083	41
V0032.0003	93, 122	V0060.0006	28, 33, 61, 66, 78, 85, 98, 166	V0089.0019	105, 106, 107, 108, 117	V0195.0089	42
V0032.0004	121	V0060.0007	28, 33, 61, 66, 78, 85, 98, 166	V0089.0020	105, 106, 107, 108	V0195.0094	117
V0035.0001	41	V0060.0009	33, 66, 78, 166	V0089.0021	111	V0195.0180	105
V0035.0002	41	V0060.0010	33, 66, 78, 166	V0089.0022	111	V0195.0186	105
V0036.0002	76	V0060.0011	33, 66, 78, 166	V0089.0023	111	V0195.0196	110
V0036.0006	71, 76, 79	V0060.0016	33	V0090.0002	35	V0195.0201	102
V0036.0007	71, 76, 79	V0060.0023	61, 98	V0094.0003	105	V0195.0202	102
V0036.0009	29	V0060.0024	61, 98	V0096.0018	85	V0195.0203	105
V0036.0011	29	V0060.0025	33	V0096.0019	85	V0195.0204	105
V0036.0014	53, 57, 61, 65, 98	V0060.0026	33	V0096.0029	107, 117	V0195.0205	105
V0036.0015	53, 57, 61, 65, 98	V0060.0027	66	V0096.0030	107, 117	V0195.0206	106
V0036.0019	53, 57, 61, 65, 71, 98, 166	V0060.0028	66	V0096.0034	117	V0195.0215	168
V0036.0020	166	V0060.0030	66	V0100.0001	42	V0195.0221	117
V0036.0021	53, 57, 61, 65, 98	V0062.0003	28, 33, 53, 57, 61, 71, 75, 81, 98, 168	V0100.0003	42	V0195.0222	117
V0036.0022	166	V0062.0006	19, 24, 35, 42, 85	V0100.0004	81	V0195.0223	117
V0037.0007	98	V0070.0001	19, 24, 28, 32, 61	V0101.0005	166	V0195.0241	75
V0040.0001	15, 41, 49	V0070.0010	71, 75, 78	V0101.0006	53, 58, 62, 71, 76, 99	V0195.0242	85
V0040.0002	15, 41, 49	V0070.0011	71, 75, 78	V0101.0009	66, 79	V0195.0243	85
V0040.0004	98	V0070.0012	166	V0102.0005	53, 71	V0195.0244	122
V0040.0014	30, 33, 64, 66, 78	V0070.0016	19, 24, 53, 57, 65	V0103.0002	168	V0195.0245	122
V0041.0002	53, 57, 61, 65, 71, 75, 78, 98	V0070.0017	19, 53	V0105.0002	30, 33, 35, 63	V0195.0246	121
V0041.0003	53, 57, 61, 65, 71, 75, 78, 98	V0070.0018	19, 53	V0105.0042	30, 33, 35, 63, 81, 82, 83	V0195.0247	121
V0041.0004	19, 24, 28	V0070.0019	19, 24, 53, 57, 65	V0105.0044	30, 33, 35, 63, 81, 82, 83	V0195.0253	107
V0041.0007	53, 57, 61, 65, 71, 75, 78	V0070.0020	61	V0111.0001	85	V0195.0254	107
V0041.0008	19, 24, 28, 53, 57, 61, 65, 98	V0070.0021	61	V0111.0002	85	V0195.0259	107
V0042.0002	15, 41, 49, 91	V0070.0022	19, 53	V0111.0011	42	V0195.0260	107
V0043.0015	21, 26, 30, 55, 59, 63, 67, 73, 77, 80, 100, 167	V0070.0023	19, 24, 53, 57, 65	V0112.0001	82, 83, 85	V0195.0261	107
V044.0001	8	V0070.0024	28, 32	V0113.0001	35, 42, 81, 85	V0195.0262	108
V0044.0006	8	V0070.0025	28, 32	V0114.0001	85	V0195.0263	168
V0044.0009	8	V0070.0026	28, 32	V0116.0001	42	V0195.0264	15
V0053.0006	20, 25, 29, 54, 58, 62, 66, 72, 76, 79, 99, 167	V0070.0027	98	V0116.0002	81	V0195.0266	24
V0053.0009	20, 25, 29, 54, 58, 62, 66, 72, 76, 79, 99	V0070.0028	98	V0117.0001	19, 24, 35, 42	V0195.0267	19
V0053.0011	20, 25, 29, 54, 58, 62, 66, 72, 76, 79, 99, 167	V0071.0007	35	V0118.0002	110	V0195.0268	28
V0053.0012	20, 25, 29, 54, 58, 62, 66, 72, 76, 79, 99, 167	V0071.0011	19, 24	V0118.0003	110	V0195.0269	78
		V0073.0001	15	V0118.0004	110	V0195.0270	78
		V0073.0002	15	V0118.0005	110	V0195.0271	35
		V0073.0003	15	V0118.0010	110	V0195.0272	32
		V0073.0004	15	V0118.0013	168	V0195.0274	19
		V0075.0012	15			V0195.0275	24
		V0075.0013	41, 49			V0195.0291	57
		V0075.0014	41, 49			V0195.0292	52
		V0077.0003	168				
		V0077.0004	168				
		V0077.0005	168				



# Identifier Index

Identifier	Page	Identifier	Page	Identifier	Page	Identifier	Page
V0195.0293	57	V0267.0097	63	V0575.0001	30, 33, 35,		
V0195.0294	52	V0267.0102	20, 25, 29, 54,		81, 82, 83		
V0195.0295	57		58, 62, 66, 72, 76, 79, 99	V0590.0001	166		
V0195.0296	65	V0267.0104	20, 25	V0598.0001	21, 26, 31, 55,		
V0195.0297	65	V0267.0105	29, 63		59, 64, 67, 73,		
V0195.0298	61	V0267.0106	20, 25		77, 80, 100, 169		
V0195.0299	166	V0267.0107	29, 63	V0603.0001	19, 24		
V0195.0300	166	V0267.0121	20, 25, 54, 58,	V0603.0002	19, 24		
V0195.0304	98		66, 72, 76, 79, 99, 167	V0629.0002	53, 57, 61, 65, 98		
V0195.0306	91	V0267.0122	29, 62	V0631.0001	20, 25, 54, 58,		
V0195.0307	111	V0267.0124	20, 25, 54, 58,		62, 66, 99		
V0195.0309	93		66, 72, 76, 79, 99, 167	V0632.0004	20, 25, 54, 58,		
V0195.0310	93	V0267.0125	29, 62		62, 66, 99		
V0195.0311	93	V0267.0126	20, 25, 54, 58,	V0633.0002	20, 25		
V0195.0312	93		66, 72, 76, 79, 99, 167	V0634.0001	21, 26, 55, 59,		
V0195.0313	91	V0267.0127	29, 62		64, 67, 100		
V0196.0001	20, 25, 29, 55,	V0267.0128	21, 26, 30, 55,	V0635.0001	19, 24, 53,		
	59, 63, 67, 72,		59, 63, 67, 73,		57, 71, 75		
	76, 80, 100, 167	V0267.0130	20, 25, 54, 58,	VC0009.0001	143		
V0200.0002	30, 33, 35, 63,		62, 66, 99, 167	VC0009.0002	143		
	81, 82, 83	V0300.0002	117	VC0013.0001	143		
V0200.0005	63	V0334.0002	28, 32, 61	VC0013.0002	143		
V0200.0006	83	V0334.0004	28, 32, 61	VC0035.0001	143		
V0267.0001	19, 24, 29, 54, 58,	V0334.0069	102	VC0035.0002	143		
	62, 66, 72, 76, 79, 99, 166	V0334.0071	102	VC0035.0004	143		
V0267.0002	19, 24, 29, 54,	V0334.0089	28, 32, 61	VC0035.0005	143		
	58, 62, 66, 72,	V0334.0091	166	VC0463.0007	143		
	76, 79, 99, 166	V0402.0002	30, 33, 35, 63,	VC0463.0010	143		
V0267.0003	19, 24, 62		81, 82, 83, 168	VC0463.0011	143		
V0267.0004	19, 24, 29, 53,	V0403.0001	30, 33, 35, 63,	VC0463.0024	143		
	58, 62, 66, 71, 76, 79, 99		81, 82, 83	VC0463.0166	143		
V0267.0005	19, 24, 29, 53,	V0404.0002	33	VC0463.0167	143		
	58, 62, 66, 71, 76, 79, 99	V0404.0004	98	VC0463.0189	143		
V0267.0006	19, 24, 29, 54,	V0404.0005	98	VC0463.0192	143		
	58, 62, 66, 72,	V0404.0006	98	VC0463.0195	143		
	76, 79, 99, 166	V0404.0007	98	VC0463.0198	143		
V0267.0014	20, 25, 29, 54,	V0407.0001	166	VC0463.0200	143		
	58, 63, 67, 72,	V0407.0003	166	VC0463.0204	143		
	76, 79, 100, 167	V0407.0004	166	VC0463.0205	143		
V0267.0015	76	V0407.0006	166	VC0463.0211	144		
V0267.0025	167	V0409.0002	168	VC0463.0212	144		
V0267.0028	76	V0459.0003	98	VC0463.0219	144		
V0267.0029	76	V0460.0055	168	VC0463.0220	144		
V0267.0030	76	V0460.0057	168	VC0463.0225	144		
V0267.0031	76	V0461.0002	57, 75	VC0463.0227	144		
V0267.0033	166	V0462.0001	30, 33, 35, 63,	VC0463.0230	144		
V0267.0051	167		81, 82, 83	VC0463.0238	143		
V0267.0052	167	V0474.0001	121	VC0463.0262	143		
V0267.0054	167	V0475.0001	121	VC0463.0281	144		
V0267.0072	20, 25, 72, 76, 80	V0500.0001	64	VC0463.0283	144		
V0267.0073	29	V0500.0002	64				
V0267.0078	55, 59, 67, 72,	V0500.0003	64				
	76, 80, 100, 167	V0500.0004	63				
V0267.0079	55, 59, 67, 72,	V0504.0001	21, 26, 30, 55,				
	76, 80, 100, 167		59, 63, 67, 73, 77,				
V0267.0080	99		80, 98, 100, 167				
V0267.0081	29, 62	V0504.0003	21, 26, 30, 55,				
V0267.0089	20, 25, 54, 58,		59, 63, 67, 73,				
	66, 72, 76, 79, 167		77, 80, 100, 166				
V0267.0092	20, 25, 55, 59,	V0557.0002	20, 25				
	67, 100, 167	V0572.0002	30, 33, 61				
V0267.0093	63	V0572.0003	30, 33, 61				
V0267.0094	20, 25, 55, 59,	V0573.0001	19, 24, 28, 32,				
	67, 100, 167		53, 57, 61, 65, 71, 75, 78, 98				
V0267.0095	63	V0573.0002	19, 24, 28, 32,				
V0267.0096	20, 25, 55, 59,		53, 57, 61, 65, 71, 75, 78, 98				
	67, 100, 167						

25-watt power supply ..... 149  
 60-watt power supply ..... 149  
 300 Pro Control Pad Options ..... 50  
 300-watt power supply ..... 149  
 311 Dental Chair..... 48, 49  
 332/334/336  
   Traditional Delivery Systems ..... 74-77  
 332pro/334pro/336pro  
   Traditional Delivery Systems ..... 56-59  
 333/335 Continental Delivery Systems 70-73  
 333pro/335pro  
   Continental Delivery Systems ..... 52-55  
 341pro 12 O'Clock  
   Duo Delivery System..... 60-64  
 342pro Side Delivery System..... 65-67  
 342 Side Delivery System ..... 78-80  
 351 Assistant's Instrumentation ..... 81  
 352 Assistant's Instrumentation ..... 82  
 353 Assistant's Instrumentation ..... 83  
 362/363 Cuspidor and  
   Support Center..... 84-85  
 411 Dental Chair..... 40-41  
 461 Cuspidor and Support Center ..... 42  
 500 Control Pad Options..... 16  
 500 Options ..... 17  
 545sta 12 O'Clock  
   Assistant's Instrumentation ..... 32-33  
 551sta Assistant's Instrumentation .. 34-35  
 571L dental light..... 105  
 5744 Oregon Cart ..... 101-102

**A**  
 Accessory holder ..... 137  
 Accessory Power Cord..... 15

**Acteon**  
   C20 Intraoral camera ..... 133  
   Satelec Mini LED curing light ..... 137  
   Ultrasonic scaler ..... 134

A-dec+ Gateway..... 50  
 A-dec 300 LED dental light ..... 107-108  
 A-dec 500 LED dental light ..... 105-106  
 A-dec relay module ..... 148  
 A-dec relay module features ..... 17  
 A-dec USB 2.0 Redriver ..... 17  
 A-dec USB powered hub..... 17  
 Assistant's stool ..... 93, 122

**C**  
 Cascade unitized 3-position holder..... 137  
 Chair occupancy sensor kit..... 15, 41, 49  
 Curing light ..... 137

**D**  
 Data board..... 148  
 Data cables ..... 148  
 Dental Booster Seat..... 15, 41, 49,  
   ..... 91, 143, 161  
 Dental light specifications..... 112  
 Dentsply Sirona,Ultrasonic scaler..... 135  
 Doctor's stool ..... 93, 122

**E**  
 EasyFlex tubing ..... 64, 156  
 Electrical,Power Supplies, Cables,  
   and Sensors ..... 149-150  
 EMS,Ultrasonic scaler..... 136

**F**  
 Flex-holder ..... 158

**Floor box**  
   A-dec 300 ..... 145  
   A-dec 511 ..... 15, 145  
   Stainless steel..... 145-146  
 Flush Dock..... 162

**H**  
 Handpiece holders and  
   whip assemblies ..... 158  
 Handpiece maintenance ..... 132

**I**  
 Intraoral light source..... 148  
 IV Armboard..... 15, 41, 49, 91, 160

**K**  
**KaVo**  
   INTRA LUX KL 703 LED motor ..... 125

**L**  
 LED light upgrade kit ..... 106  
 LED touchless sensor ..... 106  
 Legacy 300 Control Pad Options ..... 69

**Lights**  
   300 LED touchless sensor upgrade kit 108  
   371L dental light ..... 107  
   372L dental light..... 107  
   374L dental light..... 107  
   375L dental light..... 107  
   376L dental light..... 107  
   377L dental light..... 108  
   378L dental light..... 168  
   572L dental light..... 105  
   573L dental light..... 110  
   574L dental light ..... 105  
   575L dental light..... 105  
   576L dental light..... 105  
   577L dental light..... 106  
   578L dental light..... 168  
   Dental light specifications..... 112  
   Performer eVo (E72) dental light..... 92  
   S76 ceiling-mount surgical light..... 111

**M**  
**Midwest**  
   Air coupler chart..... 132  
   Automate lubrication spray ..... 132  
   Implant 20:1 L low-speed handpiece 129  
   Phoenix PK high-speed handpiece ... 132  
   Phoenix ZR PZK high-speed handpiece 132  
   Power Lux implant motor..... 126-127  
   Power Lux motor ..... 126-127  
   Stylus Plus Mini K  
     high-speed handpiece ..... 132  
   Stylus Plus SPK  
     high-speed handpiece ..... 132  
   T1 Endo 6L low-speed handpiece .... 129  
   T1 Energo high-speed handpiece .... 128  
   T1 Energo low-speed handpiece ..... 129  
   T1 Energo S high-speed handpiece.. 128  
   T1 Energo S low-speed handpiece ... 129  
   T1 Proply low-speed handpiece..... 129  
   T2 Energo high-speed handpiece.... 128  
   T2 Energo low-speed handpiece ..... 129  
   Tradition Pro TCF  
     high-speed handpiece ..... 132

**Monitor mounts**  
   381 light post monitor mount..... 115  
   381 light post monitor mount, floating. 116  
   382 Radius locking monitor mount... 116  
   382 Radius-mount monitor mount.... 115

**Monitor mounts continued**  
   482 light post monitor mount  
     with arm..... 115  
   482 light post monitor mount  
     with arm, floating ..... 116  
   584 central cabinet floating  
     monitor mount..... 116  
   584 central cabinet monitor mount.. 115  
   585 wall/side cabinet floating  
     monitor mount..... 116  
   585 wall/side cabinet monitor mount 115  
   586 ceiling floating monitor mount... 116  
   586 ceiling monitor mount ..... 115

**N**  
**NSK**  
   NLX nano motor ..... 131  
   NLZ motor ..... 131

**O**  
 Occupancy sensor..... 17, 149

**P**  
 Performer eVo ..... 91-92  
 Post-mount dental lights ..... 109-110  
 Posts for post-mount light ..... 110  
 Power supply cables ..... 150  
 Programmable footswitch..... 15, 41, 91

**Q**  
 QD kits ..... 157

**R**  
 Remote touchpad kit ..... 152

**S**  
 Simulator Pro..... 165-169  
 Stainless steel trays..... 154  
 Standard Terms of Sale ..... 4-8  
 Surgical light..... 111  
 Syringe ..... 151

**T**  
 Touchpads ..... 152  
 Tray holder pad..... 153-154  
 Tray holders and trays ..... 153-154  
 Tubing..... 155-156

**U**  
 Ultrasonic scaler ..... 134-136  
 Universal ICV vacuum-line  
   cleaning system ..... 139  
 Upholstery, replacement ..... 143-144

**V**  
 Vacuum components ..... 156  
 Vacuum-line cleaning system..... 139  
 Vacuum tubing assemblies ..... 156

**W**  
 Wet/dry foot control..... 147  
 Worksurface and countertop options.... 170

**X**  
 XC10 motor..... 130







### A-dec Headquarters

A-dec Headquarters  
2601 Crestview Drive  
Newberg, Oregon 97132 USA  
Tel: 1.800.547.1883 within USA/CAN  
Tel: +1.503.538.7478 outside USA/CAN  
Fax: +1.503.538.0276  
a-dec.com

---

### A-dec Australia

Tel: 1.800.225.010 within AUS  
Tel: +61.(0)2.8332.4000 outside AUS

---

### A-dec United Kingdom

Tel: 0800.233285 within UK  
Tel: +44.(0)24.7635.0901 outside UK

---

### Connect with us:



@A-decDental



@A-decDental



@A-dec Inc.



@A-decDental



@A-dec Inc.



SEE INSIDE COVER  
FOR DEALER TOOLS!